

Anaerobic microplate assay for direct microbial conversion of switchgrass and Avicel using *Clostridium thermocellum*

Gbekeloluwa B. Oguntimein · Miguel Rodriguez Jr. · Alexandru Dumitrache · Todd Shollenberger · Stephen R. Decker · Brian H. Davison · Steven D. Brown

Received: 20 September 2017 / Accepted: 26 October 2017 / Published online: 9 November 2017
© The Author(s) 2017. This article is an open access publication

Abstract

Objective To develop and prototype a high-throughput microplate assay to assess anaerobic microorganisms and lignocellulosic biomasses in a rapid, cost-effective screen for consolidated bioprocessing potential.

Results *Clostridium thermocellum* parent Δhpt strain deconstructed Avicel to cellobiose, glucose, and generated lactic acid, formic acid, acetic acid and ethanol as fermentation products in titers and ratios similar to larger scale fermentations confirming the

suitability of a plate-based method for *C. thermocellum* growth studies. *C. thermocellum* strain LL1210, with gene deletions in the key central metabolic pathways, produced higher ethanol titers in the Consolidated Bioprocessing (CBP) plate assay for both Avicel and switchgrass fermentations when compared to the Δhpt strain.

Conclusion A prototype microplate assay system is developed that will facilitate high-throughput bioprospecting for new lignocellulosic biomass types, genetic variants and new microbial strains for bioethanol production.

The publisher, by accepting the article for publication, acknowledges that the United States Government retains a non-exclusive, paid-up, irrevocable, world-wide license to publish or reproduce the published form of this manuscript, or allow others to do so, for United States Government purposes. The Department of Energy will provide public access to these results of federally sponsored research in accordance with the DOE Public Access Plan (<http://energy.gov/downloads/doe-public-access-plan>).

G. B. Oguntimein
Morgan State University, Baltimore, MD, USA

M. Rodriguez Jr. · A. Dumitrache ·
B. H. Davison · S. D. Brown
Biosciences Division, Oak Ridge National Laboratory,
Oak Ridge, TN, USA

M. Rodriguez Jr. · A. Dumitrache ·
B. H. Davison · S. D. Brown
BioEnergy Science Center, National Laboratory,
Oak Ridge, TN, USA

Keywords Bioethanol · Consolidated bioprocessing · High throughput screening · Lignocellulosic biomass · Microplate assay

T. Shollenberger · S. R. Decker
National Renewable Energy Laboratory, Golden, CO,
USA

Present Address:
S. D. Brown (✉)
LanzaTech Inc, 8045 Lamon Ave, Suite 400, Skokie, IL 60077,
USA
e-mail: Steve.Brown@lanzatech.com

Introduction

The global rise in energy demand, unstable and limited petroleum resources, and environmental concerns have led to the development of sustainable resources for bioethanol production. According to the National Council of State Legislatures (NCSL), lawmakers in 26 states in the USA passed legislation in 2005–2006 to encourage the creation of biofuels-related companies and authorized millions of dollars in grants (both to universities and companies) to conduct research and create a commercial sector to distribute this alternative energy source (Pellerito 2006). Lignocellulosic biomass, such as wood, grasses, forest and agricultural residues, has been highlighted as having great potential for bioenergy production since it is inedible and the most abundant resource in the world. As a promising energy crop, Miscanthus (Lee and Kuan 2015; Yoo et al. 2016), Poplar (Sannigrahi et al. 2010) and switchgrass (David and Ragauskas 2010) have received attention due to their advantages including high yield of biomass per unit planted area, ability to grow without pesticides or fertilizers, low maintenance and long lifespan. Switchgrass (*Panicum virgatum*), a perennial warm season C4 grass and a dominant species of the remnant tall grass prairies, has gained increasing attention for use in biofuel production because relatively low energy input is required for production and a high biomass yield. One of the advantages of switchgrass is that it can produce five times more renewable energy than nonrenewable energy consumed, while the greenhouse gas emissions from ethanol produced from switchgrass are 94% less than those from gasoline. In the USA switchgrass has a yield of 5 tons/acre and an annual yield up to 11.1 Mg/ha. Together with miscanthus (*Miscanthus × giganteus*), switchgrass has been identified as one of the better feedstocks for bioethanol production (Wang et al. 2012).

Rapid high throughput (HTP) determination of the potential of lignocellulosic biomass feedstocks is an important enabling technology for the development of cellulosic biofuels. HTP screening allows the investigation of large sample sets to be undertaken with increased speed and cost effectiveness. An assay used to determine bioethanol production from large numbers of lignocellulosic biomasses (LCBs) must be robust, rapid, and easy to perform, and must use modest amounts of the samples to be tested. Over the

past 15 years or so, various labs have devised screening protocols for analyzing LCB digestion, evaluating the efficacy of enzymes, recalcitrance of the substrate, composition of the biomass, or the conversion potential of microbial strains with throughputs ranging from a couple of dozen to thousands per day depending on the scale and assay type. For example, Selig et al. (2010) developed a combined HTP thermochemical pretreatment and enzyme hydrolysis assay (i.e. sugar release) assay for evaluating thousands of biomass samples for recalcitrance. The group also modified protocols for providing carbohydrate compositional analyses (Selig et al. 2011) along with insights into lignin composition (Sykes et al. 2009). Elliston et al. (2015) reported a methodology to enable solid lignocellulosic substrates to be simultaneously saccharified and fermented by yeast fermented in a 96-well plate scale, facilitating HTP screening of ethanol production, whilst maintaining repeatability similar to that achieved at a larger scale. The goal of this study was to develop and prototype a high-throughput microplate assay to assess anaerobic microorganisms and lignocellulosic biomasses in a rapid, cost-effective screen for consolidated bioprocessing potential (CBP, i.e. to deconstruct and ferment sugars from LCB in a single step with specialized microbes).

Materials and methods

Substrates

Crystalline cellulose (Avicel PH105) was obtained from FMC Corporation, Philadelphia, USA. Switchgrass used in this study was lowland cultivar Alamo switchgrass grown by the Samuel Roberts Noble Foundation in Ardmore, Oklahoma, milled and passed through a 20-mesh screen. All other chemicals were analytical grade.

Microorganisms and growth conditions

Strains were used in this study: wild-type *Clostridium thermocellum* strain ATCC 27405 (Dumitrache, et al., 2016), strain LL1210 ($\Delta hpt \Delta hydG \Delta ldh \Delta pfl \Delta pta-ack$) and its parent *C. thermocellum* DSM1313 Δhpt (Tian et al. 2016). For batch bottle cultures, strains were grown in defined MTC medium, which was prepared anaerobically by mixing independently

sterilized solutions. All medium components are reported here at final complete medium concentrations, per liter of ultrapure water. Initially, solution A (2.5 g Avicel, 0.001 g Resazurin) was sterilized by autoclaving for 30 min. Solution D (1 g $\text{MgCl}_2 \cdot 6\text{H}_2\text{O}$, 0.2 g $\text{CaCl}_2 \cdot 2\text{H}_2\text{O}$, 0.1 g $\text{FeCl}_2 \cdot 4\text{H}_2\text{O}$, 1 g L-cysteine hydrochloride monohydrate) was also prepared fresh for each set of experiments and sterilized by autoclaving. The remaining solutions, sterilized by filtration, contained the following: solution B + M (2 g potassium citrate, 1.25 g citric acid monohydrate, 1 g Na_2SO_4 , 1 g KH_4PO_4 , 2.5 g NaHCO_3 , 5 g MOPS, solution C (1.5 g NH_4Cl , 2 g urea), solution E (20 mg pyridoxamine dihydrochloride, 1 mg riboflavin, 1 mg nicotinamide, 0.5 mg lipoic acid, 4 mg 4-aminobenzoic acid, 4 mg D-biotin, 0.025 mg folic acid, 2 mg cyanocobalamin, 0.2 mg thiamine hydrochloride), and solution F (0.5 mg $\text{MnCl}_2 \cdot 4\text{H}_2\text{O}$, 0.5 mg $\text{CoCl}_2 \cdot 6\text{H}_2\text{O}$, 0.2 mg $\text{ZnSO}_4 \cdot 7\text{H}_2\text{O}$, 0.05 mg $\text{CuSO}_4 \cdot 5\text{H}_2\text{O}$, 0.05 HBO_3 , 0.05 mg $\text{Na}_2\text{MoO}_4 \cdot 2\text{H}_2\text{O}$, 0.05 mg $\text{NiCl}_2 \cdot 6\text{H}_2\text{O}$, 10 mg citric acid monohydrate). Filter sterilized solutions (B + M, C, E, F) were prepared as concentrated stocks (25 \times , 50 \times , 50 \times , and 1000 \times , respectively). Medium composition for pH-controlled batch bioreactor cultures was similar, with the replacement in solution A of Avicel with *Populus* biomass (20 g/l on a dry basis) and the omission of MOPS from solution B + M (Dumitrache et al. 2017).

Microplate loading

A Powdernium powder dispensing system (Symyx, Geneva, Switzerland) was used to dispense milled BESC switchgrass into 96 deep well microplates as shown. In addition, the system utilizes a modified balance (Sartorius LP330, Goettingen, Germany), which records the final weight dispensed into each well to 0.1 mg (Selig et al. 2010). Thermo Scientific Nunc 2 ml deepwell plates in 96-well format with shared-wall technology and Thermo Scientific Nunc 96-well cap mats were used in one configuration and VWR DeepWell Microplate DeepWell, polypropylene, 2 ml plate in 96-well format and VWR mat lids polyethylene mat lids (VWR Scientific, Radnor, PA) were also used. Forty-eight wells were filled with 1 g BESC switchgrass and the other 48 wells filled with 1 g Avicel. Rows A, B, and C were inoculated with the Δhpt strain and EFG with strain LL1210. Rows D and H were inoculated with sterilized water. Plates were

placed at a 45-degree angle on an orbital shaker (Cole Palmer Model 51300) set at 125 rpm. The shaker was held at 60 °C maintained in an anaerobic atmosphere (5% H_2 , 10% CO_2 , and 85% N_2) inside a Coy vinyl glove bag (Coy Laboratories Products Inc., Grass Lake, MI).

Analysis of fermentation products

Fermentation products were determined by HPLC using an Aminex HPX-87H column (Bio-Rad) at 60 °C with 5 mm H_2SO_4 as mobile phase at 0.5 ml/min. The eluate was monitored by a refractive index detector at 35 °C.

Results and discussion

Metabolite profile during fermentation

This study describes initial method development to enable high throughput (HTP) screening of lignocellulosic biomass (LCB) for Consolidated Bioprocessing (CBP). HTP has been developed for enzymatic hydrolyses on solid biomass but CBP on these materials has been carried out only at relatively low throughput in tube, bottle or bioreactor fermentation at the laboratory scale. CBP methodology on a solid substrate has not been investigated at much smaller HTP biomass loadings. The robotic loading of biomass or Avicel into 96-well plates provided accurate substrate loadings (Fig. 1), consistent with earlier studies (Selig et al. 2011).

Clostridium thermocellum parent Δhpt strain deconstructed Avicel to cellobiose, glucose, and generated lactic acid, formic acid, acetic acid and ethanol as fermentation products (Fig. 2a) in titers and ratios seen in larger scale fermentations confirming the suitability of a plate-based method for *C. thermocellum* growth. The composition of the inoculum applied to the plate culture is shown, which indicates that growth and fermentation occurred in the microplate. *C. thermocellum* enzymes can continue to act on substrates in the absence of microbial growth, which is a possible reason for relatively higher carry over levels of glucose in inocula samples. To further assess the potential of the plate based method, CBP assays were conducted using switchgrass and a parent strain (Δhpt) (Fig. 2b). The CBP assay results were similar to




Fig. 1 Example of 96-deep well plate loaded with avicel and switchgrass substrates

fermentations of avicel and switchgrass from earlier reports (Argyros et al. 2011; Yee et al. 2014; Tian et al. 2016; Dumitrache et al. 2016), further supporting a plate based CBP assay.

Strain LL1210, with deletions in key metabolic genes that enhance ethanol titers and its ability to utilize cellulose as a carbon and energy source, has been used for pH controlled bioreactor studies over a 140 h incubation (Tian et al. 2016). The production of ethanol using either Avicel or switchgrass as substrates (Fig. 3a, b respectively) for strains Δhpt and LL1210 are shown for two CBP plate incubation time points. Strain LL1210 produced higher ethanol titers compared to strain Δhpt , consistent with expectations and earlier reports. Plate titers for ethanol are lower than in pH-controlled bioreactors and lower ethanol concentrations were achieved for the model substrate. While this should be acknowledged, the primary purpose of these experimental HTP screenings is to resolve differences in feedstock or microorganism properties, such that a HTP plate model may replace the more expensive bioreactor models. Therefore,

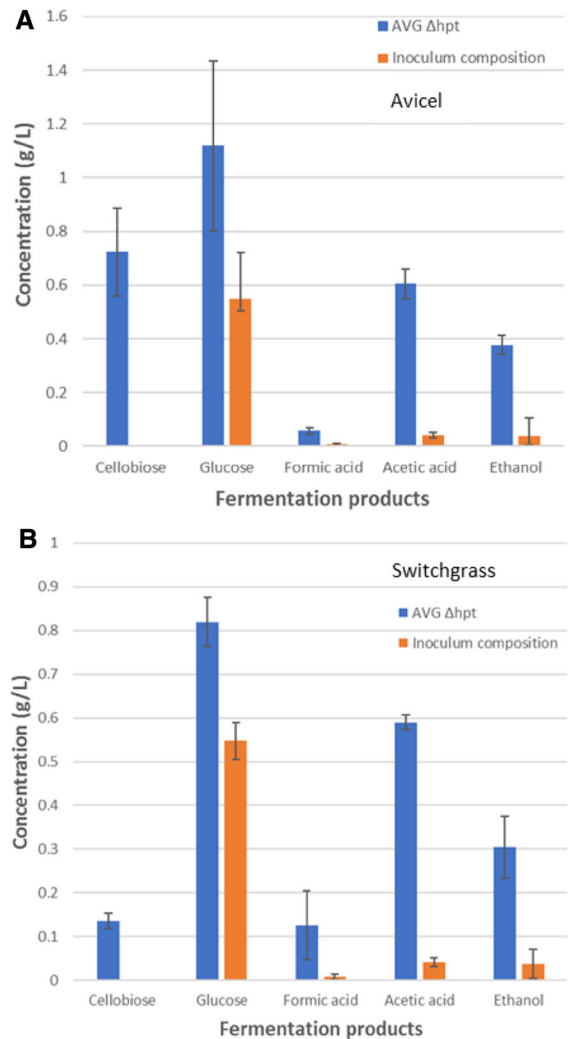


Fig. 2 Fermentation products generated by *C. thermocellum* strain Δhpt with **a** Avicel as the substrate, or **b** switchgrass as the substrate

more interesting biomass and microbial variants will require further testing and validation in larger scale fermentations.

Further studies are needed to assess the plate assay in combination with other analytical methods, such as quantitative saccharification analysis of residual biomass, and to what extent pooling of wells is needed to determine the extent of hydrolysis and fermentation. The effect of biomass on bioethanol can be further investigated by varying the amount of biomass in each well. In this study, controls were included to ensure that measured metabolite products were a product of fermentation of biomass, and not compromised by

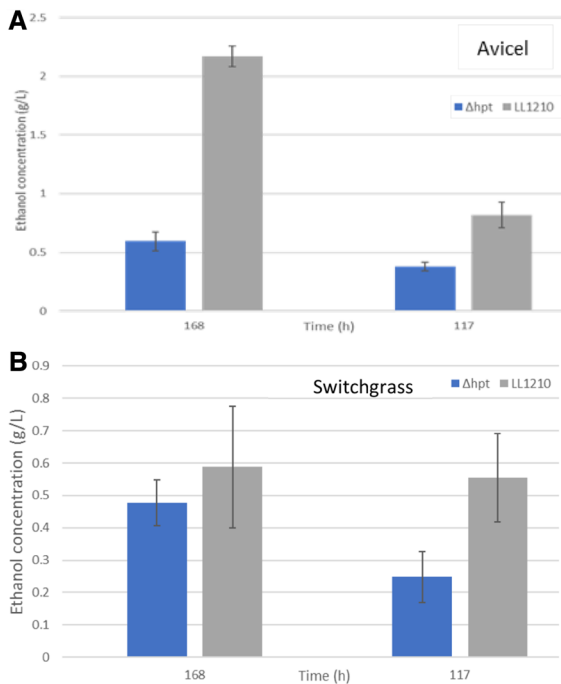


Fig. 3 Ethanol production by *C. thermocellum* strain Δhpt and strain LL1210 with **a** Avicel or **b** switchgrass as the substrate

background interference from either the biomass or inoculum. The effect of evaporative loss from the plate, as pointed out by Elliston et al. (2015), also needs to be investigated. Though this study used switchgrass as lignocellulosic biomass for production of bioethanol, additional information on CBP assays could be obtained by using additional LCBs such as poplar. Greater diversity of LCB will allow for better characterization and diversity of CBP for bioethanol production. Use of multiple microbial strains in this screening platform provides a more comparative picture of microbial specificity. The rapid high throughput assay offers technical advantages over the flask-based procedures normally used to assay bioethanol production from lignocellulosic biomass. The methodology is highly applicable to current, large-scale screening efforts designed to improve bioethanol production. Similarly, this methodology will greatly facilitate parallel efforts to select appropriate lignocellulosic feedstocks for biomass conversion and to resolve the techno-economic constraints currently associated with LCB pretreatment processes. This methodology could be used to replace large shake flask reactions with comparatively fast 96-well plate

CBP assays allowing for HTP experimentation. Furthermore, this research has practical uses in the bio refining of biomass substrates for second generation biofuels and novel bio-based chemicals by allowing HTP CBP screening, which should allow selected samples to be scaled up or studied in more detail.

Conclusions

Proof of concept that a 96 well microplate can be used to assay lignocellulosic biomass for bioethanol production in a high-throughput Consolidated Bioprocessing configuration has been demonstrated.

Acknowledgements We thank Thermo Fisher Scientific for supplying several test plates. This research was funded by the BioEnergy Science Center (BESC), which is a US Department of Energy Bioenergy Research Center supported by the Office of Biological and Environmental Research in the DOE Office of Science. GBO was supported by the U.S. Department of Energy, Office of Science, and Office of Workforce Development for Teachers and Scientists (WDTS) under the Visiting Faculty Program (VFP). ORNL is managed by UT-Battelle, LLC, Oak Ridge, TN, USA, for the DOE under contract DE-AC05-00OR22725.

Open Access This article is distributed under the terms of the Creative Commons Attribution 4.0 International License (<http://creativecommons.org/licenses/by/4.0/>), which permits unrestricted use, distribution, and reproduction in any medium, provided you give appropriate credit to the original author(s) and the source, provide a link to the Creative Commons license, and indicate if changes were made.

References

- Argyros DA, Tripathi SA, Barrett TF et al (2011) High ethanol titers from cellulose by using metabolically engineered thermophilic, anaerobic microbes. *Appl Environ Microbiol* 77:8288–8294
- David K, Ragauskas AJ (2010) Switchgrass as an energy crop for biofuel production: a review of its ligno-cellulosic chemical properties. *Energy Environ Sci* 3:1182
- Dumitrache A, Akinoshio H, Rodriguez M et al (2016) Consolidated bioprocessing of *Populus* using *Clostridium (Ruminiclostridium) thermocellum*: a case study on the impact of lignin composition and structure. *Biotechnol Biofuels* 9:31
- Dumitrache A, Klingeman DM, Natzke J et al (2017) Specialized activities and expression differences for *Clostridium thermocellum* biofilm and planktonic cells. *Sci Rep* 7:43583
- Elliston A, Wood IP, Soucouri MJ et al (2015) Methodology for enabling high-throughput simultaneous saccharification

- and fermentation screening of yeast using solid biomass as a substrate. *Biotechnol Biofuels* 8:2
- Lee WC, Kuan WC (2015) Miscanthus as cellulosic biomass for bioethanol production. *Biotechnol J* 10:840–854
- Pellerito P (2006) Biofuels policy initiatives in the United States. *Ind Biotechnol* 2:254–256
- Sannigrahi P, Ragauskas AJ, Tuskan GA (2010) Poplar as a feedstock for biofuels: a review of compositional characteristics. *Biofuel Bioprod Biorefin* 4:209–226
- Selig MJ, Tucker MP, Sykes RW et al (2010) Lignocellulose recalcitrance screening by integrated high-throughput hydrothermal pretreatment and enzymatic saccharification. *Ind Biotechnol* 6:104–112
- Selig MJ, Tucker MP, Law C et al (2011) High throughput determination of glucan and xylan fractions in lignocelluloses. *Biotechnol Lett* 33:961–967
- Sykes R, Yung M, Novaes E et al (2009) High-throughput screening of plant cell-wall composition using pyrolysis molecular beam mass spectroscopy. *Method Mol Biol* 581:169–183
- Tian L, Papanek B, Olson DG et al (2016) Simultaneous achievement of high ethanol yield and titer in *Clostridium thermocellum*. *Biotechnol Biofuel* 9:116
- Wang X, Feng H, Li Z (2012) Pretreatment of switchgrass with electrolyzed water and a two-stage method for bioethanol production. *Biotechnol Bioproc Eng* 17:624–633
- Whitehead C, Gomez LD, McQueen-Mason SJ (2012) The analysis of saccharification in biomass using an automated high-throughput method. *Method Enzymol* 510:37–50
- Yee KL, Rodriguez M Jr, Thompson OA et al (2014) Consolidated bioprocessing of transgenic switchgrass by an engineered and evolved *Clostridium thermocellum* strain. *Biotechnol Biofuels* 7:75
- Yoo HY, Yang X, Kim DS et al (2016) Evaluation of the overall process on bioethanol production from miscanthus hydrolysates obtained by dilute acid pretreatment. *Biotechnol Bioproc Eng* 21:733–742