

## Roadmap

# The 2022 solar fuels roadmap

Gideon Segev<sup>1,\*</sup> , Jakob Kibsgaard<sup>2</sup> , Christopher Hahn<sup>3</sup> , Zhichuan J Xu<sup>4</sup> , Wen-Hui (Sophia) Cheng<sup>5</sup> , Todd G Deutsch<sup>6</sup> , Chengxiang Xiang<sup>7</sup>, Jenny Z Zhang<sup>8</sup> , Leif Hammarström<sup>9</sup> , Daniel G Nocera<sup>10</sup> , Adam Z Weber<sup>11</sup> , Peter Agbo<sup>12</sup> , Takashi Hisatomi<sup>13,14</sup> , Frank E Osterloh<sup>15</sup> , Kazunari Domen<sup>13,16</sup> , Fatwa F Abdi<sup>17</sup> , Sophia Haussener<sup>18</sup> , Daniel J Miller<sup>12</sup>, Shane Ardo<sup>19</sup> , Paul C McIntyre<sup>20</sup> , Thomas Hannappel<sup>21</sup> , Shu Hu<sup>22</sup> , Harry Atwater<sup>23</sup> , John M Gregoire<sup>24</sup> , Mehmed Z Ertem<sup>25</sup> , Ian D Sharp<sup>26</sup> , Kyoung-Shin Choi<sup>27</sup> , Jae Sung Lee<sup>28</sup>, Osamu Ishitani<sup>29</sup> , Joel W Ager<sup>30,31</sup> , Rajiv Ramanujam Prabhakar<sup>12</sup>, Alexis T Bell<sup>12,32</sup> , Shannon W Boettcher<sup>33</sup> , Kylie Vincent<sup>34</sup> , Kazuhiro Takanabe<sup>35</sup> , Vincent Artero<sup>36</sup> , Ryan Napier<sup>37</sup> , Beatriz Roldan Cuenya<sup>38</sup> , Marc T M Koper<sup>37</sup> , Roel Van De Krol<sup>17,39,\*</sup> , and Frances Houle<sup>12,\*</sup> 

<sup>1</sup> Department of Physical Electronics, Faculty of Engineering, Tel Aviv University, Tel Aviv, Israel

<sup>2</sup> Department of Physics, Technical University of Denmark, DK-2800 Kgs. Lyngby, Denmark

<sup>3</sup> Materials Sciences Division, Lawrence Livermore National Laboratory, Livermore, CA 94550, United States of America

<sup>4</sup> School of Material Science and Engineering, Nanyang Technological University, Singapore, Singapore

<sup>5</sup> Department of Materials Science and Technology, National Cheng Kung University, Tainan 701, Taiwan

<sup>6</sup> National Renewable Energy Laboratory, 15013 Denver West Parkway, Golden, CO 80401, United States of America

<sup>7</sup> Department of Applied Physics and Material Science, California Institute of Technology, Pasadena, CA 91125, United States of America

<sup>8</sup> Yusuf Hamied Department of Chemistry, University of Cambridge, Lensfield Road, Cambridge, CB2 1EW, United Kingdom

<sup>9</sup> Department of Chemistry-Ångström Laboratories, Uppsala University, Box 523, SE75120 Uppsala, Sweden

<sup>10</sup> Department of Chemistry and Chemical Biology, Harvard University, 12 Oxford Street, Cambridge, MA 02138, United States of America

<sup>11</sup> Energy Conversion Group, Energy Technologies Area, Lawrence Berkeley National Laboratory, Berkeley, CA 94720, United States of America

<sup>12</sup> Chemical Sciences Division, Lawrence Berkeley National Laboratory, Berkeley, CA 94720, United States of America

<sup>13</sup> Research Initiative for Supra-Materials, Interdisciplinary Cluster for Cutting Edge Research, Shinshu University, 4-17-1 Wakasato, Nagano-shi, Nagano 380-8553, Japan

<sup>14</sup> JST-PRESTO, 4-17-1 Wakasato, Nagano-shi, Nagano 380-8553, Japan, Japan

<sup>15</sup> Department of Chemistry, University of California at Davis, Davis, CA 95616, United States of America

<sup>16</sup> Office of University Professors, The University of Tokyo, 2-11-16 Yayoi, Bunkyo-ku, Tokyo 113-8656, Japan

<sup>17</sup> Institute for Solar Fuels, Helmholtz-Zentrum Berlin für Materialien und Energie GmbH, Hahn-Meitner-Platz 1, 14109 Berlin, Germany

\* Authors to whom any correspondence should be addressed.



Original content from this work may be used under the terms of the [Creative Commons Attribution 4.0 licence](https://creativecommons.org/licenses/by/4.0/). Any further distribution of this work must maintain attribution to the author(s) and the title of the work, journal citation and DOI.

- <sup>18</sup> Laboratory of Renewable Energy Science and Engineering, Ecole Polytechnique Fédérale de Lausanne (EPFL), Station 9, Lausanne 1015, Switzerland
- <sup>19</sup> Department of Chemistry, Department of Chemical & Biomolecular Engineering, Department of Materials Science & Engineering, University of California Irvine, Irvine, CA 92697, United States of America
- <sup>20</sup> Department of Materials Science & Engineering, Stanford University, Stanford, CA 94305, United States of America
- <sup>21</sup> Fundamentals of Energy Materials, Institute of Physics, Technische Universität Ilmenau, Ilmenau, Thuringia, 98693, Germany
- <sup>22</sup> Department of Chemical and Environmental Engineering, Yale University, New Haven, CT 06520, United States of America
- <sup>23</sup> Thomas J. Watson Laboratory of Applied Physics, California Institute of Technology, Pasadena, CA 91125, United States of America
- <sup>24</sup> Division of Engineering and Applied Science and Liquid Sunlight Alliance, California Institute of Technology, Pasadena, CA, 91024, United States of America
- <sup>25</sup> Chemistry Division, Brookhaven National Laboratory, Upton, NY, 11973, United States of America
- <sup>26</sup> Walter Schottky Institute and Physics Department, Technische Universität München, 85748 Garching, Germany
- <sup>27</sup> Department of Chemistry, University of Wisconsin-Madison, Madison, WI 53706, United States of America
- <sup>28</sup> Department of Energy Engineering, School of Energy and Chemical Engineering, Ulsan National Institute of Science and Technology (UNIST), Ulsan 44919, Republic of Korea
- <sup>29</sup> Department of Chemistry, Tokyo Institute of Technology, 2-12-1-NE-1, Ookayama, Meguro-ku, Tokyo, Japan
- <sup>30</sup> Materials Sciences Division, Lawrence Berkeley National Laboratory, Berkeley, CA 94720, United States of America
- <sup>31</sup> Department of Materials Science and Engineering, University of California, Berkeley, CA 94720, United States of America
- <sup>32</sup> Department of Chemical and Biomolecular Engineering, University of California, Berkeley, CA 94720, United States of America
- <sup>33</sup> Department of Chemistry and Biochemistry and the Oregon Center for Electrochemistry, University of Oregon, Eugene, OR 97403, United States of America
- <sup>34</sup> Department of Chemistry, University of Oxford, Inorganic Chemistry Laboratory, South Parks Road, Oxford, OX1 3QR, United Kingdom
- <sup>35</sup> Department of Chemical System Engineering, School of Engineering, The University of Tokyo, 7-3-1 Hongo, Bunkyo-ku, Tokyo 113-8656, Japan
- <sup>36</sup> Univ. Grenoble Alpes, CNRS, CEA, IRIG, Laboratoire de Chimie et Biologie des Métaux, 17 rue des Martyrs, Grenoble, Cedex, F-38054, France
- <sup>37</sup> Leiden Institute of Chemistry, Leiden University, PO Box 9502, 2300 RA Leiden, The Netherlands
- <sup>38</sup> Department of Interface Science, Fritz-Haber Institute of the Max Planck Society, Faradayweg 4-6, Berlin 14195, Germany
- <sup>39</sup> Institut für Chemie, Technische Universität Berlin, Straße des 17. Juni 124, 10623 Berlin, Germany

E-mail: [gideons1@tauex.tau.ac.il](mailto:gideons1@tauex.tau.ac.il), [roel.vandekrol@helmholtz-berlin.de](mailto:roel.vandekrol@helmholtz-berlin.de) and [fahoule@lbl.gov](mailto:fahoule@lbl.gov)

Received 5 November 2021, revised 3 May 2022

Accepted for publication 13 May 2022

Published 22 June 2022



## Abstract

Renewable fuel generation is essential for a low carbon footprint economy. Thus, over the last five decades, a significant effort has been dedicated towards increasing the performance of solar fuels generating devices. Specifically, the solar to hydrogen efficiency of photoelectrochemical cells has progressed steadily towards its fundamental limit, and the faradaic efficiency towards valuable products in CO<sub>2</sub> reduction systems has increased dramatically. However, there are still numerous scientific and engineering challenges that must be overcome in order to turn solar fuels into a viable technology. At the electrode and device level, the conversion efficiency, stability and products selectivity must be increased significantly. Meanwhile, these performance metrics must be maintained when scaling up devices and systems while maintaining an acceptable cost and carbon footprint. This roadmap surveys different aspects of this endeavor: system benchmarking, device scaling, various approaches for photoelectrodes design, materials discovery, and catalysis. Each of the sections in the roadmap focuses on a single topic, discussing the state of the art, the key challenges and advancements required to meet them. The roadmap can be used as a guide for researchers and funding agencies highlighting the most pressing needs of the field.

Keywords: solar fuels, catalysis, CO<sub>2</sub> reduction, water splitting

(Some figures may appear in colour only in the online journal)

## Contents

1. Introduction	4
2. Comparison of state of the art electrocatalysts for water splitting, CO <sub>2</sub> reduction, and N <sub>2</sub> reduction	7
3. Efficiency and stability benchmarking. What is required to bring a solar fuels system to market?	9
4. Comparing artificial and natural photosynthesis—bio concepts and hybrid systems	11
5. Design and scale-up of solar fuels systems using current technologies—neutral pH, vapor-fed devices	13
6. Particle-based systems: lessons learned and guidelines for large area systems	16
7. Device design considerations for scale-up: managing photons, electrons, and ions	18
8. Membranes for solar fuels	21
9. Photoelectrodes based on conventional semiconductors (silicon, III–V)	24
10. Nanostructures for light management in solar fuels and photoelectrochemistry	27
11. Accelerating discovery of photoactive materials	29
12. From materials discovery to functional photoelectrodes	32
13. Molecular photoreduction and photocatalysts on photofunctional solid materials	34
14. Photocathode design: fundamental challenges and paths forward for CO <sub>2</sub> reduction	36
15. Oxygen evolution reaction: catalysts, mechanisms, and durability	38
16. Remaining challenges for the hydrogen evolution reaction (HER): catalysts and mechanism	40
17. CO <sub>2</sub> RR catalysis: surface reactivity and products selectivity	42
Acknowledgments	44
References	46

## 1. Introduction

Gideon Segev<sup>1</sup>, Roel van de Krol<sup>2</sup> and Frances Houle<sup>3</sup>

<sup>1</sup> Department of Physical Electronics, Faculty of Engineering, Tel Aviv University, Tel Aviv, Israel

<sup>2</sup> Institute for Solar Fuels, Helmholtz-Zentrum Berlin für Materialien und Energie GmbH, Hahn-Meitner-Platz 1, 14109 Berlin, Germany

<sup>3</sup> Materials Sciences Division, Lawrence Berkeley National Laboratory, Berkeley, CA 94720, United States of America

### Status

The concept of using artificial systems that emulate natural photosynthesis to generate fuels from CO<sub>2</sub> and H<sub>2</sub>O with sunlight as the sole source of energy dates from the 1970s, and has stimulated active research worldwide to make the idea a reality, and pave the way to a solar fuels industry [1]. As renewable energy sources have developed in the intervening 50 years, the uses for chemicals synthesized using sunlight have expanded beyond the initial focus on fuels. It now encompasses green sources of feedstocks such as syngas for other processes, specialty chemicals, and storage of intermittent renewable electricity from photovoltaic and wind sources in chemical form. This complements conventional energy storage technologies such as batteries and pumped-storage hydroelectricity.

Two basic architectures have emerged—fully integrated photoelectrochemical systems, and electrochemical systems coupled to an external photovoltaic element. Both have enjoyed continuous improvements in stability, efficiency, and selectivity thanks to intensive research programs on light absorbers and catalysts—especially in the last decade. Now that reported efficiencies for lab-scale photoelectrochemical devices regularly exceed 10%, which has long been considered a minimum threshold for any practical application, engineering will play an increasingly important role in the field. This is not only because it is important to show practical demonstrations to governments and the public, but also because the design of a system must be set before the performance requirements for the absorber and catalyst materials can be specified. For the more challenging reactions, such as photoelectrochemical CO<sub>2</sub> reduction, many fundamental questions on reaction mechanisms, selectivity, and stability remain. This is in contrast to the progress made in dark electrocatalysis of CO<sub>2</sub> reduction, and can be attributed to the lack of integrated catalyst-photocathode candidates for this reaction. Answering these questions increasingly requires close integration of theoretical and experimental efforts and the use of *operando* methods. This highlights the interdisciplinary nature of the field, where advances in a variety of scientific and engineering disciplines are required to make progress (figure 1).

Technoeconomic analysis and lifecycle assessment (TEA/LCA) studies have been invaluable for guiding performance targets [2–7], even though the uncertainties inherent to any early stage technology mean that there is still significant spread in the projected efficiency and cost targets for solar fuel generators. This also explains the differences in

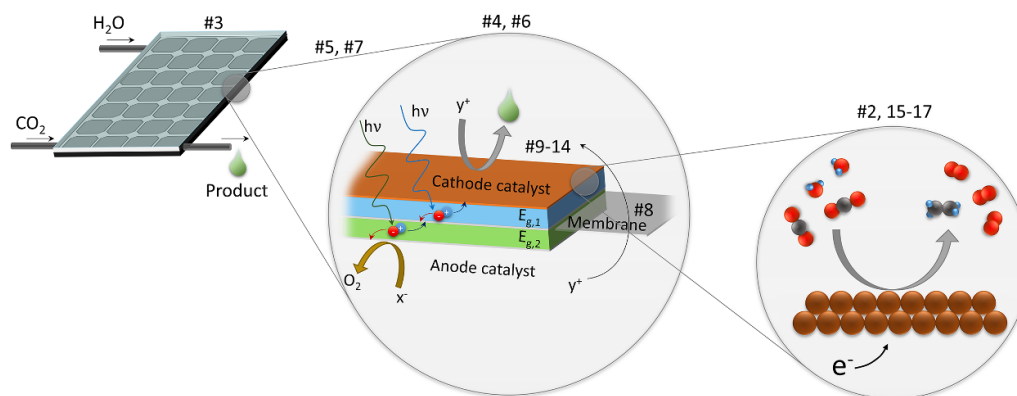
performance targets that the reader may notice in the different sections of this Roadmap; formulating a consistent set of agreed-upon targets is still a work in progress in the field of solar fuels. However, there seems to be broad agreement that the lifetime of a solar fuel module should exceed ten years in the field, manufacturing processes should be scalable and ultra-low cost (<300 \$ m<sup>-2</sup> [3]), and the efficiency of selective generation of a specific product should exceed 10% solar-to chemical energy. For lower-value products such as hydrogen, an efficiency close to the theoretical limit (which is about 22% for H<sub>2</sub> generation [8]) is probably needed for economic viability.

### Current and future challenges

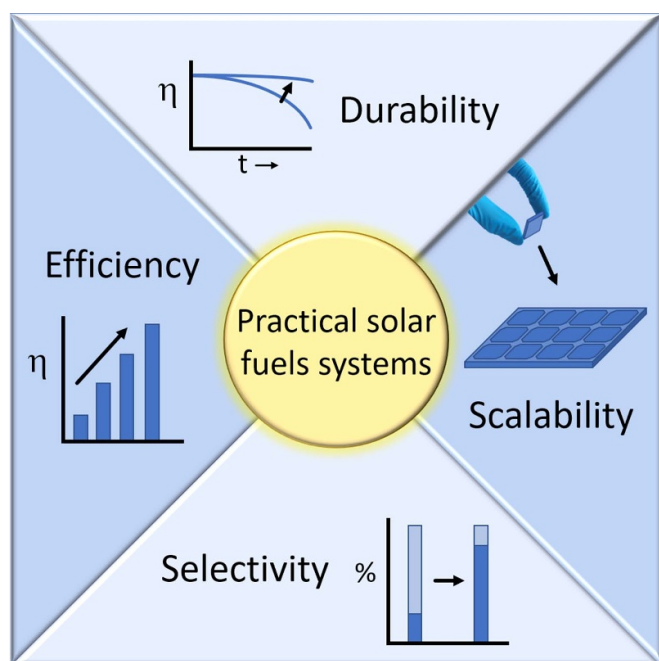
Efficiency, selectivity, lifetime and scalability are the predominant scientific challenges facing the field (figure 2). In most cases, the efficiencies are not only well below the theoretical limit, but also fall short of the performance targets from TEA/LCA studies. This is particularly true when multicarbon products are targeted. Moreover, lifetimes are measured in hours, not months or years as required for a sustainable technology. The reality is that the CO<sub>2</sub> reduction products are usually mixtures because perfect selectivity and single-pass CO<sub>2</sub> consumption efficiency have not been realized. Thus, downstream separation and purification costs, both in terms of energy and capital, must be evaluated [7].

To make improvements, there is a tendency to propose increasingly complex architectures at both micro and macro length scales, e.g. multi-layer structures (tandem devices), hybrid solid state/molecular/bio-inspired assemblies, membrane/electrode assemblies, nano-structured catalysts, etc, which pose counterbalancing manufacturing and materials lifetime challenges. The materials complexity and the nature of the solar resource pose challenges not faced by electrochemical systems. In practice, photoelectrochemical systems must deal with the natural intermittency of solar radiation diurnally and seasonally, as well as the variability of direct and diffuse illumination as a function of geography. A fluctuating supply may, however, also be leveraged to re-distribute ionic species in dark periods and thereby reduce pH gradients and enable recovery or even self-repair mechanisms. The combination of low stability and slow and insufficiently sensitive product detection methods makes product selectivity optimization slow and tedious. This challenge is further amplified in CO<sub>2</sub> reduction photocathodes where the products of surface corrosion can be easily mistaken for favorable photoelectrochemical reactions (section 14) and in mechanistic studies where unstable intermediates are mostly examined in synchrotrons which have limited availability (section 12).

The main engineering challenges in the field are scale-up and performance and stability benchmarking. Scaling-up fully integrated photoelectrochemical systems is especially challenging due to the fact that one needs to manage photons, electrons and ions. In contrast, photovoltaic systems and electrolyzers each only have to manage two out of these three species, which greatly simplifies the architectures of these devices. Assessment of solar fuels system improvements requires that



**Figure 1.** Conceptual drawing of a solar fuel generator (left), showing the functional layers of the device (middle) and the atomic-scale electrochemical processes that occur at the catalytically active surfaces. The numbers indicate the section addressing every component or challenge.



**Figure 2.** The main performance metrics and challenges for advancing solar fuel systems.

benchmarking protocols and standards be in place to establish efficiency in all laboratories: currently these are in development by various groups such as the U.S. DOE HydroGEN Energy Materials Network project. Successful benchmarking requires a portfolio of design architectures for solar fuel devices that offer potential for scale-up and high efficiency. As mentioned above, without such designs it is difficult to formulate specific materials requirements.

### Advances in science and technology to meet challenges

Improvements in efficiency can be achieved if the rates of semiconductor excitations and charge transport are matched

with those of the electrocatalytic reactions, and if the photovoltages achievable with semiconductors are 1.6 V (for water splitting) or well above 2 V (for CO<sub>2</sub> and N<sub>2</sub> reduction) under operation. Efficiency is also governed by system designs, and an improved understanding of how fluctuating sunlight and feedstocks affect mass transport and concentration gradients will serve to optimize system performance. In addition, it can provide insights on how to incorporate self repair mechanisms such as those found in natural systems. Efficiency also requires effective product separation and collection over large surface areas. Strategies to achieve these by minimizing feedstock/product purification units and piping are critical, and can involve reactor designs that avoid mixing of gaseous and liquid products, for example. Bubble formation at liquid electrolyte-electrode interfaces (section 16) reduces efficiency by blocking catalytic sites and increasing solution resistance, as well as scattering incident light in front illumination configurations. They can also affect durability by inducing mechanical damage when they detach, and alter local current density distributions which can adversely affect system lifetimes. Designs that eliminate active liquid-solid interfaces or inhibit bubble nucleation and growth while preserving other benefits of the liquid-solid interface will be valuable. Several demonstrations of vapor-fed devices have shown this is feasible ([9], section 3).

Although the integration of photovoltaic and electrocatalytic functionalities into a photoelectrochemical cell presents a fundamental challenge, synergistic effects might provide opportunities to increase both system efficiency and product selectivity. Strategies to improve the selectivity of multi-electron transfer reactions include hybrid solid state/biomimetic and molecular approaches (sections 4 and 13), plasmonics (section 10), electrolyte engineering, use of semiconductor surfaces for CO<sub>2</sub> reduction (section 14) and cascade catalysis, all of which use local atomic and molecular structure and the electron energy landscape to promote specific reaction pathways. Overcoming the limitations of catalytic scaling relations, which lock in product selectivities, by

novel materials designs are an important opportunity. Several strategies are proposed in this Roadmap, and implementation of these strategies in practical devices will further advance the field. New instrumentation for rapid detection of a broad range of liquid and gas phase products can significantly accelerate the optimization of light coupled systems that in most cases cannot be studied with fast detection instrumentation such as differential electrochemical mass spectrometry.

Improvements in stability require a detailed mechanistic understanding of all degradation processes leading to loss of efficiency or device failure. Further development of *operando* analysis tools and theory will be invaluable to pinpoint where losses originate from. Systems designs that control the chemical environment surrounding all the active elements and ensure their long-term stability while preserving efficiency are essential. Environments that promote stability without introducing unwanted mass transport limitations will be a key advance. An example of recent progress toward this dual goal of efficiency and stability is given for FeNi oxygen evolution reaction catalysts, where  $\text{Fe}^{3+}$  in solution stabilizes performance (section 15),

and for electrolyte engineering to push the limits of ion diffusion (section 16).

## Concluding remarks

This roadmap highlights our views of the most pressing scientific and engineering challenges that must be met before a wide scale solar fuels technology can be implemented. Section 2 discusses the state-of-the-art catalysis in the field; sections 3–8 address system level concepts; various aspects of photoelectrodes for solar fuels are surveyed in sections 9–14; and catalysis related challenges are analyzed in sections 15–17. The numbers in figure 1 indicate the sections addressing every system component and challenge. Although many aspects of this field are still at an early stage of development, it is never too early to conduct a macro scale assessment of the manufacturing and operation costs, and the carbon footprint of different designs and concepts. Such an analysis should rule out concepts that are incompatible with the end goal and provide guidelines for economically and environmentally viable technologies.



## 2. Comparison of state of the art electrocatalysts for water splitting, CO<sub>2</sub> reduction, and N<sub>2</sub> reduction

Jakob Kibsgaard<sup>1</sup>, Christopher Hahn<sup>2</sup> and Zhichuan J Xu<sup>3</sup>

<sup>1</sup> Department of Physics, Technical University of Denmark, DK-2800 Kgs. Lyngby, Denmark

<sup>2</sup> Materials Sciences Division, Lawrence Livermore National Laboratory, Livermore, CA 94550, United States of America

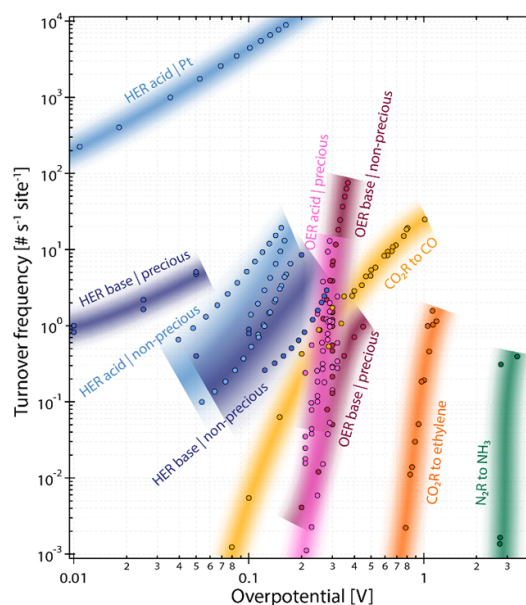
<sup>3</sup> School of Material Science and Engineering, Nanyang Technological University, Singapore, Singapore

### Status

The production of sustainable fuels and chemicals through Power-to-X processes has been subject to intense research efforts in the last decade and is presently also gaining increased political awareness. Independently of whether these fuels and chemicals are produced by coupling photovoltaics (or wind turbines) to an electrolyzer unit or by an integrated photo-electrochemical device, good catalysts are needed to lower the overpotential and thus the energy required to make the reactions run and ultimately make the production economically viable [10].

Much of the attention has centred on water electrolysis (hydrogen evolution reaction (HER, section 16) [11–13] and oxygen evolution reaction (OER, section 15) [14–17]), CO<sub>2</sub> reduction (CO<sub>2</sub>R, section 17) [18–21] to fuels and chemicals, and recently N<sub>2</sub> reduction (N<sub>2</sub>R) to ammonia [22, 23]. These processes involve different number of proton-electron transfers and have different complexities in terms of activity, selectivity, and stability.

The direct impact that the increased complexity imposes to the catalytic activity is perhaps best viewed by comparing the turnover frequency (TOF). TOF is the scientifically relevant metric when comparing the intrinsic activity as it measures the number of product molecules produced per time per active site. Figure 3 shows a compilation of state-of-the-art TOF values for HER, OER, CO<sub>2</sub>R (to both CO and ethylene), and N<sub>2</sub>R as a function of applied overpotential relative to the thermodynamic potential required for the respective reactions. It is immediately apparent that TOF values for HER are orders of magnitude higher at a given overpotential as compared to OER, CO<sub>2</sub>R, and N<sub>2</sub>R. This is a direct consequence of scaling relations between reaction intermediates [10]. HER is a two-electron reaction with only one catalytic intermediate, H\*, where \* denotes a surface site. Consequently, the rate of the overall HER reaction is largely determined by a single optimizable quantity namely the hydrogen adsorption free energy,  $\Delta G_H$ . When plotting the intrinsic HER activity against  $\Delta G_H$  a volcano relationship emerges [10], with Pt located at the top with negligible overpotentials for large TOFs, see figure 3, exemplifying an ideal catalyst in terms of activity. OER, CO<sub>2</sub>R, and N<sub>2</sub>R involve multiple intermediates of which the binding energies scale linearly and thus cannot be optimized independently; this poses a fundamental barrier to optimizing the catalytic activity [10].



**Figure 3.** Turnover frequency (TOF) of state-of-the-art catalysts for HER [11–13], OER [14–16], CO<sub>2</sub>R to CO [18, 19], CO<sub>2</sub>R to ethylene [20, 21] and N<sub>2</sub>R [24] (and references within) plotted against the overpotential relative to the thermodynamically required potential for the respective reactions. Shadings are a guide to the eye. Note the N<sub>2</sub>R data is for lithium-mediated reactions and the lithium plating potential thus sets a minimum required overpotential.

### Current and future challenges

Circumventing scaling relations between reaction intermediates poses a monumental scientific challenge that must be conquered to bring down the overpotential for especially OER, CO<sub>2</sub>R, and N<sub>2</sub>R.

Moreover, for CO<sub>2</sub>R, the similar standard reduction potentials for many products makes selectivity to a desired product challenging, as it requires controlling the kinetics of competing reaction pathways. Similarly, while the thermodynamically required potential for N<sub>2</sub>R is close to that of HER, the large kinetic barrier associated with splitting the N<sub>2</sub> triple bond requires a much larger overpotential than HER [10]. Consequently, HER is always favoured over N<sub>2</sub>R and to date direct N<sub>2</sub>R in aqueous electrolytes remains to be successfully shown [23]. Only by controlling the proton availability in, e.g. non-aqueous electrolyte as is done in the Li-mediated approaches, the faradaic efficiency towards N<sub>2</sub>R becomes reasonable.

Electrocatalysts also have a complex microenvironment, i.e. the confined space in close proximity to catalyst, which can have significant extrinsic influence on steering reactivity. Polar and charged reaction intermediates on heterogeneous catalysts can be stabilized or destabilized by the solvent, electrolyte ions, and polymer coatings through non-covalent interactions (e.g. dipole-dipole, ion-dipole, and ion-ion), similar to how the secondary coordination sphere of a molecular catalyst interacts with reaction intermediates. Field effects from the electrochemical double layer are a key contributor to the high intrinsic activity of Au for CO<sub>2</sub>R to CO, see figure 3, by stabilizing the transition state for CO<sub>2</sub> adsorption [25].

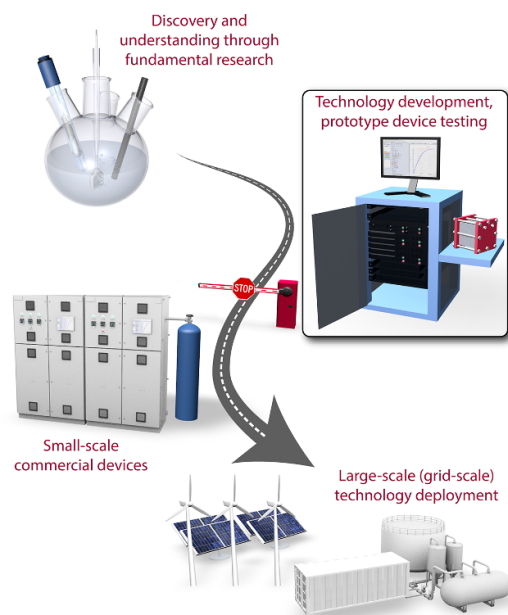
Apart from catalytic activity, stability is an equally important metric and achieving long-term stability for especially non-precious catalysts in acidic environments may pose a challenge. The stability number (S-number = ratio of evolved product molecules to the amount of dissolved catalyst) of electrocatalysts has been proposed as a stability metric to allow a reasonable comparison of diverse materials [26]. In alkaline environments and cathodic conditions, catalyst dissolution may be less significant in influencing the surface stability. However, the adsorbents induced thermodynamic minima state change of the catalyst surface during the catalysis may cause the surface segregation of the alloy catalysts and it may in long-term affect the stability [27].

### Advances in science and technology to meet challenges

A multitude of different catalysts have over the years been synthesized and tested for HER, OER, CO<sub>2</sub>R, and N<sub>2</sub>R, but to our knowledge, there are virtually no examples of effectively circumventing the scaling relations and thereby significantly lowering the overpotential speaking to the grand challenge of accomplishing that. That being said, several ideas of selectively stabilizing certain intermediates over others have been proposed with the common theme of creating multi-functional and three-dimensional active sites [28]. Precise engineering of the individual active site motif will further enable steering the selectivity to the desired product for, e.g. CO<sub>2</sub>R. While controlling the microenvironment provides avenues to circumvent scaling relations, the chemical complexity and dynamics of the electrocatalyst/liquid interface present significant challenges for interface modelling and *in situ* characterization. These challenges must be overcome to co-design catalysts and microenvironments and accurately predict reactivity.

Furthermore, as the field of catalyst discovery continues to grow, the need for rigorous experimentation including product detection increases. Erroneous claims on catalytic activity have especially plagued the fields of OER and N<sub>2</sub>R, which dilutes properly conducted literature and worse potentially leads the field down a wrong path wasting time and resources. Much of this can be avoided if published protocols were followed [22, 29]. Further, the need to ensure comparability of activity and stability calls for the community to agree on proper benchmarking protocols and metrics.

While scientific breakthroughs are needed in obtaining improved catalysts, equally important is enabling more efficient ways to translate new scientific insights into industrial devices. Conditions under small-scale benchtop experimentation may not translate into, e.g. a membrane electrode assembly (MEA), section 8. For example, a catalyst in an MEA is likely to be interacting directly with a polymer electrolyte microenvironment whose charged functional groups likely contribute different non-covalent interactions than that of typical solvents and ions used for benchtop experiments. In addition, the chemical potentials of key reaction species may



**Figure 4.** Roadmap for taking fundamental catalysis research to large-scale industrial deployment. Integration of research at the prototype level is needed to facilitate technology breakthroughs that can form the basis for industrial devices for solar fuels and chemicals.

be significantly different in MEAs as they typically operate at much higher reaction rates, providing a different microenvironment than that of benchtop experiments that may lead to emergent phenomena. Difficulties in translating benchtop catalytic activities to prototype devices are well-known in the fuel cell community [30] and will also pose challenges for emerging technologies based on CO<sub>2</sub>R and N<sub>2</sub>R. Thus, to facilitate technology breakthroughs that can form the basis for industrial devices, integration of research at prototype level is needed, see figure 4.

### Concluding remarks

Improved catalysts for converting sustainable energy into fuels and chemicals are essential if we are to phase-out the use of fossil resources in our society. While many areas can be directly powered by renewable electricity, high energy density chemical fuels will likely still be necessary for applications such as shipping and aviation. In addition, a sustainable production of various feedstock chemicals will allow for a greater penetration of renewable energy in the chemical industry. Significant research efforts have been placed on developing better catalysts for water electrolysis, CO<sub>2</sub> reduction and lately N<sub>2</sub> reduction, but there are still several challenges to conquer to make these processes economically viable. Specifically, improvements on both activity, selectivity, stability, and upscaling of many of these catalysts are still required to produce the fuels and chemicals we ultimately need for a sustainable future.



### 3. Efficiency and stability benchmarking. What is required to bring a solar fuels system to market?

Wen-Hui (Sophia) Cheng<sup>1</sup>, Todd G Deutschl<sup>2</sup> and Chengxiang Xiang<sup>3</sup>

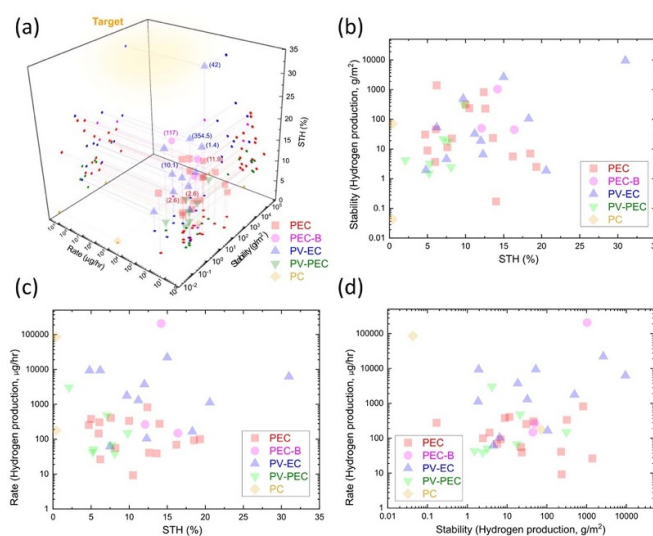
<sup>1</sup> Department of Materials Science and Technology, National Cheng Kung University, Tainan 701, Taiwan

<sup>2</sup> National Renewable Energy Laboratory, 15013 Denver West Parkway, Golden, CO 80401, United States of America

<sup>3</sup> Department of Applied Physics and Material Science, California Institute of Technology, Pasadena, CA 91125, United States of America

#### Status

Transforming solar energy into energy stored in the form of chemical bonds as a long-term sustainable solution for energy storage has drawn much attention in the past decades due to environmental concerns. Utilizing photon generated carriers for catalyzing both the reduction reaction, e.g. hydrogen evolution reaction (HER), CO<sub>2</sub> reduction (CO<sub>2</sub>R) or N<sub>2</sub> reduction and the oxidation reaction, e.g. oxygen evolution reaction (OER), completes the full cycle of fuel production. A spectrum of system configurations ranging from stand-alone photovoltaic system coupled with commercially available electrolyzers (PV-EC) to fully integrated photoelectrochemical (PEC) or photocatalytic (PC) systems has been developed to generate low levelized cost hydrogen. One key figure of merit that differentiates the three systems is the operating current density, where PV-EC system operates at  $>1 \text{ A cm}^{-2}$  in water electrolysis, PEC system typically operates at  $10\text{--}100 \text{ mA cm}^{-2}$  to match solar flux potentially with low sunlight concentrations, and PC system has unique advantage to operate at  $<1 \text{ mA cm}^{-2}$  [4, 31]. Other system configurations, such as wired photoelectrodes, redox couple assisted water-splitting cells and others, have unique attributes for specific materials or operating conditions. Generally, the component benchmarking includes catalytic properties defined with overpotential at  $10 \text{ mA cm}^{-2}$ , membrane performance defined with pH operation window and ion conductivity. The device benchmarking requires determining a spectral correction factor and translating performance measured under a simulated light source to the AM1.5 reference spectrum without additional bias to present direct conversion of solar to fuels [32]. While it may be helpful to benchmark components that require a bias for diagnostic purposes in the laboratory, it is not a practice used for complete solar fuels devices due to the confusion, even among experts, of identifying a system bias vs. an electrode bias. Stability benchmarking protocols are much less established; constant illumination using a simulated light source is commonly used where instead diurnal cycles or natural sunlight with intermittency—representing realistic operation—should also be considered. While PEC H<sub>2</sub> or CO<sub>2</sub>R in general is still at low technical readiness level, the adoption of standardization through benchmarking protocols can help lower the barrier of entry for new researchers and serve as a basis for comparing results across institutions to accelerate the development of this



**Figure 5.** Review of the historical demonstration of solar driven water splitting devices. (a) Correlation of the STH, stability (lifetime hydrogen production,  $\text{g m}^{-2}$ ), and rate (rate of hydrogen production,  $\mu\text{g h}^{-1}$ ). The numbers in bracket indicate the irradiance multiply concentration factor. (b) Correlation of the STH and stability. (c) Correlation of the STH and rate. (d) Correlation of the stability and rate. Photoelectrochemical (PEC) device in red; photoelectrochemical device with catalyst at backside of the light absorber (PEC-B) in pink; photovoltaic wired with electrolyser (PV-EC) in blue; photovoltaic wired with photoelectrochemical device (PV-PEC) in green; photocatalytic device (PC) in yellow [31, 33–35].

early stage technology. Figure 5 presents the summary of historical demonstrations of solar driven water splitting devices with three key merits: solar-to-hydrogen (STH) conversion efficiency, areal normalized lifetime H<sub>2</sub> production ( $\text{g m}^{-2}$ ), and rate of H<sub>2</sub> production ( $\mu\text{g h}^{-1}$ ) [31, 33–35]. The best few demonstrations with higher numbers for the merits utilize III–V based light absorber with concentrator in PV-EC (STH 31%,  $\sim 10\,000 \text{ g m}^{-2}$  under 42 suns [36]), or PEC-B (catalyst at backside of the light absorber,  $\sim 200\,000 \mu\text{g h}^{-1}$  under 117 suns [35]) configuration. Even though there are exciting progress with PEC and PV-PEC (couple low voltage PEC device with PV to meet the potential requirement) especially in STH conversion efficiency, they are currently limited by stability and overall generation rate. In contrast, for the PC configuration, while meter-scale demonstration or 1000 h operation has been demonstrated, the STH conversion efficiency is limited to  $<1\%$ . More endeavours need to be focused on to improve the different approaches toward the target. To bring the solar-driven water-splitting system to market, the throughput of the system needs to approach small size PEM systems with a typical H<sub>2</sub> production rate of  $\sim 1 \text{ kg h}^{-1}$ . To achieve  $<\$1 \text{ kg}^{-1}$  of H<sub>2</sub> in the long term, system level STH conversion efficiency of about 15% is needed for a concentrator system between  $100\text{--}150\times$  where an  $\$800 \text{ m}^{-2}$  absorber has at least a two year lifetime [37]. New system design or breakthrough of technology to significantly reduce the cost would be necessary to bridge the gap between current demonstrated devices and target for the real market.

## Current and future challenges

Different device configurations (PV-EC, PEC, PC and others) face very different challenges in materials, components and device developments. As no reasonably efficient material is intrinsically stable in the PEC configuration, the most significant challenge is discovering a barrier layer to protect the absorber that possesses appropriate properties [38]. The barrier layer has to be conductive, transparent, catalytic, and stable under operating conditions. There have been some successes using this approach on smaller scale, but a technique for depositing large-area films without pinholes has remained elusive. While still having the similar operating current density ( $10\text{--}100\text{ mA cm}^{-2}$ ) at the catalytic sites as PEC configuration, the most direct and effective routes to long-lived device performance is to decouple the absorber from the catalyst site. This relaxes the barrier requirements as the functions can be split over two physically separated interfaces and there are many options for stable, transparent, insulating films and non-transparent, catalytic layers. Several demonstrations have showed good durability by decoupling the light absorber from catalytic sites. In the PC system, low absorption in PC materials as well as low quantum yield for water-splitting reactions resulted relatively low STH conversion efficiency. Selective catalysis in the presence of redox couples sets significant materials challenges. Device level PC operation and optimization as well as membrane separator consideration remain under explored.

Integration of materials and components is another technological consideration. Deposition techniques that require high temperatures could degrade absorbers or lead to compromised adhesion from mismatched thermal expansion coefficients. Protective layers, such as  $\text{MoS}_2$ , exhibit native catalytic activity, while others require application of cocatalysts. Efficient charge transfer and in particular long stability among the interfaces of the light absorber, protective layer and co-catalysts remain a challenge. Epoxy, which can be prone to failure itself, is often used to mount absorbers and protect electrical contacts from electrolyte. Although there are numerous commercially available epoxy formulations with variable adhesion characteristics and chemical compatibilities, none have been tested for long durations under the harsh conditions of photoelectrolysis. In the PC system, multi-dimensional optimization that includes particle dimensions, redox couple properties (concentration, optical transparency, energetics), co-catalyst loading and energetics with light absorbers, etc, remains a significant challenge for producing efficient and long lasting devices. As devices transition from bench scale to pilot scale (discussed in depth in section 7), efficiency and stability benchmarking will also have to expand to cover larger absorber areas, a greater number of components, and to environments that are less artificially controlled (i.e. outside). Development of long-term stability protocols, corrosion analysis at materials, component, and device level as well as establishment of standard protocols for dynamic operations (e.g.

diurnal cycles and under intermittency nature of the sunlight) are important and should remain a priority in the near future.

## Advances in science and technology to meet challenges

Research and development of new light absorbers with a set of unique materials properties for efficient and stable water splitting are important for the field. While leveraging the rapid progress of semiconductor materials development in the photovoltaic field can improve the performance of PEC systems, demonstration of a combination of intrinsically stable light absorbers with high optoelectronic qualities for un-assisted PEC water splitting would be a game changer. Membrane materials can play a critical role in various PEC designs, in particular, vapor fed and wire embedded PEC devices have unique requirements for the optical, electronic and ionic transport properties of the membranes. Cationic and anionic conducting membranes from the low temperature electrolysis community can be leveraged with additional consideration in optical transparency, dynamic operating conditions as well as ion transport other than proton and hydroxides in near neutral pH operations. Electrocatalysts development in PEC has revealed a collection of highly efficient OER and HER catalysts with low overpotentials at an operating current density of  $\sim 10\text{ mA cm}^{-2}$  in various electrolytes. One of the missing pieces is earth-abundant OER catalyst operating in acidic environments, such as in  $1.0\text{ M H}_2\text{SO}_4$  or in direct contact with Nafion [39]. Various PEC systems configurations ranging from particle based PC cells, fully integrated catalyst-coated semiconductor devices, to PV wired electrochemical cells all have the opportunity to showcase a practical PEC system operating under real-world conditions. This demonstration effort is very important for the field as other renewable hydrogen generation methods are rapidly developing and scaling in the coming decades.

## Concluding remarks

Solar-driven hydrogen generation is still in low technology readiness level relative to low temperature or high temperature electrolysis, however, the unique aspects of producing the important energy carrier directly from sunlight and independent of electricity grid are appealing and can be an important part of more resilient long-term energy storage system. To bring the solar hydrogen to market, it is very important to demonstrate a stable system with a  $\text{H}_2$  generation rate of  $1\text{ kg h}^{-1}$  in the coming years. Along the technological pathway to economical  $\text{H}_2$  production, where high STH efficiency ( $>15\%$ ) from absorbers with long durability (ten year) and low cost ( $<\$1000\text{ m}^{-2}$ ) are needed, there may be opportunities for  $\text{H}_2$  to gain a foothold in markets willing to pay a premium for fuel (e.g. military) or niche applications such as biomethanation that can accept low-pressure, wet  $\text{H}_2$  and reduce costly balance of system components.

#### 4. Comparing artificial and natural photosynthesis—bio concepts and hybrid systems

Jenny Z Zhang<sup>1</sup>, Leif Hammarström<sup>2</sup> and Daniel G Nocera<sup>3</sup>

<sup>1</sup> Yusuf Hamied Department of Chemistry, University of Cambridge, Lensfield Road, Cambridge CB2 1EW, United Kingdom

<sup>2</sup> Department of Chemistry-Ångström Laboratories, Uppsala University, Box 523, SE75120 Uppsala, Sweden

<sup>3</sup> Department of Chemistry and Chemical Biology, Harvard University, 12 Oxford Street, Cambridge, MA 02138, United States of America

##### Status

Fair comparisons in solar energy conversion between artificial and natural photosynthesis can be difficult to draw since the two emerged under vastly different circumstances. Fortunately, Blankenship *et al* addressed this a decade ago [40], concluding that artificial photosynthesis (coupled to photovoltaics) is overall more energy efficient under AM1.5 light conditions, whilst biological photosynthesis is adaptable to a wider range of conditions, offers sustainability advantages and produces more complex products. Ultimately, both approaches were envisioned necessary for adapting to different future situations and research in both spheres have been highly active. Complementing these efforts, the past decade has also seen a surge in the development of biohybrids, where desirable artificial (e.g. molecular, colloidal or bulk materials) and biological (e.g. enzymes or whole cells) components are combined with the aim to arrive at ‘best-of-both-worlds’ scenarios for solar energy conversion.

On one end of the biohybrids spectrum are biomimetics, where motifs associated with the active sites of enzymes such as hydrogenases and CO<sub>2</sub> reductases are used as blueprints for catalyst design (figure 6) [41]. Several first-row transition metal catalysts have been developed and tethered to various scaffolds for (photo)electrocatalysis. There are also the protein-based biohybrids, where purified enzymes and proteins (typically the most efficient parts of a biological pathway) are employed as the electrocatalysts or light-harvesters in an artificial device [42]. Notable achievements include the ‘re-wiring’ of biological photosynthesis where photosystem II was coupled to hydrogenase or formate dehydrogenase, which omitted bottlenecks within photosynthesis to streamline complete water splitting or perform new modes of CO<sub>2</sub> reduction [43]. Living biohybrids have been developed where microorganisms are employed as self-repairing/recycling catalysts that can perform complex transformations, typically via a series of enzymes orchestrating the exchange of many electrons and bonds. Here, electron transport chains could be hijacked *in vivo* to interface with electrodes for the production of electricity (e.g. photo-microbial fuel cells) and/or chemicals [44]. Some configurations have already reached solar-to-biomass conversion efficiencies of >10% [45]. The advancement of such biohybrids is crucial for arriving at technologies that can blend efficiency, sustainability with versatility.

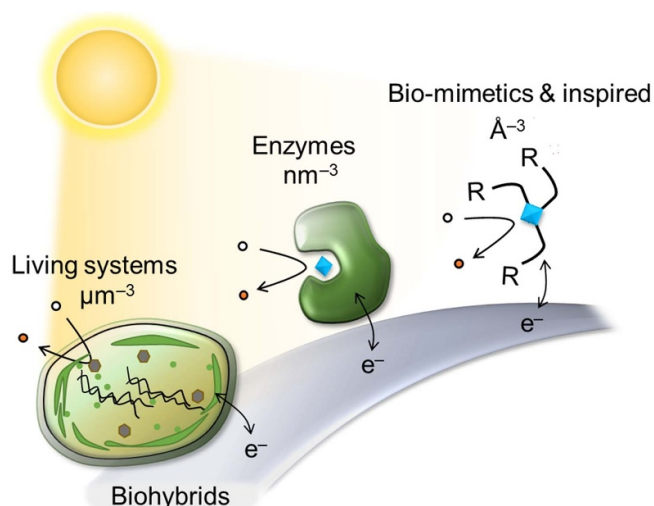


Figure 6. The spectrum of biohybrids for solar energy conversion.

##### Current and future challenges

Artificial and natural photosynthesis have complementary strengths and weaknesses, and it is the grand mission of biohybrid research to synergize their strengths [42]. Artificial photosynthesis benefits from the matured, efficient and broad-spectrum absorbing light-harvesting materials already available. Its main limitation lies in the lack of catalysts that simultaneously exhibit energy efficiency (low overpotential), selectivity, durability, and scalability. Moreover, presently top molecular catalysts are limited to simple transformations [41].

On the biological side, certain proteins and enzymes, aided by a combination of natural evolution, bio-engineering and even directed evolution [46], can be extremely scalable, efficient and selective in the catalysis of energetically and kinetically demanding multi-electron reactions in ambient conditions. Their main limitation is their fragility outside of native *in vivo* environments. Living microorganisms on the other hand are widely abundant, self-renewing and possess a multitude of refined enzymatic pathways to confer high synthetic versatility. In some cases, extraordinary mechanisms have evolved to compensate for unfavorable reaction conditions, e.g. photosynthetic microorganisms possess potent carbon concentrating mechanisms to sequester atmospheric CO<sub>2</sub>. However, it can be difficult to channel substrate/product fluxes along a chosen pathway and mitigate down-regulation pathways. Furthermore, some intrinsic limitations (including limited solar spectrum utilization) in natural systems still need to be overcome [40].

Altogether, there are several challenges facing biohybrids. For protein-based systems, the fragility of the enzymes must be resolved for ambient and industrially relevant conditions (e.g. extreme pH and temperatures on the surface of electrode during high currents). In living biohybrids, strategies are needed to match the incoming and outgoing fluxes at the complex cell-material boundary. Additionally, in systems where cells exchange electrons with the electrode, there are additional considerations where electron carriers need to bypass

membrane barriers and charge recombination pathways to reach the target. As such, careful selection of mediators and understanding of the redox chemistries at the bio-material interface is crucial for rational design of both sides of the bio-electrode interface. Importantly, fair comparisons between biohybrids for solar energy conversion can be confusing due to the different combinations of half-cells, conditions and inputs/outputs possible—standardized approaches for output determination by the community are needed.

### Advances in science and technology to meet challenges

Studies of artificially matured apo-[FeFe]-hydrogenases have demonstrated that the tuning of the 3D environment around the catalytic site is important for overall catalytic performance [47]. To advance biomimetics, the immobilization of efficient catalysts onto appropriate material scaffolds, perhaps in combination with polymer matrices, will bestow greater control over the local environment of the active sites and could impart favorable asymmetry properties, selectivity and protection.

In the case of protein-based biohybrids, redox-active polymers have recently been demonstrated to be a highly effective medium for facilitating reversible catalysis by [FeFe]-hydrogenases with minimum energy loss and also in protection against oxygen de-activation at the bio-electrode interface [48]. When assisted by computational modelling, the precise redox polymer conditions required for semi-infinite electrochemical protection and mediation was predicted, then experimentally validated to result in high and stable electrocatalytic currents from [FeFe]-hydrogenases. This strategy will be effective for other oxygen-sensitive reduction (bio)catalysts, though other modes of deactivation pathways (e.g. high temperature and pH) can still exist. More aggressive bio-engineering efforts, perhaps with the help of

directed evolution, is needed to further increase the robustness of proteins. Further advancements would also involve the building of more complex reaction pathways via the use of protein cascades. Here, efforts to understand and match the kinetic parameters of each enzyme to minimize bottlenecks will be important. Where photosynthetic machineries are employed, strategies to incorporate artificial light harvesters to enhance solar spectrum utilization will also be important.

In living biohybrids, a better understanding of biosynthetic pathways and their regulation are required to enable microorganisms to sustain output in desired pathways, which could be aided by CRISPR technology, whilst still upkeeping physiological viability. Moreover, the engineering of reactors or bio-electrodes to accommodate higher cell densities whilst maximizing access to substrates, mediators and light will be crucial for reaching required titres and industrial competitiveness.

Although the energy conversion efficiency will not be the ultimate singular factor that determines applicability, it is an important consideration that helps the community to benchmark and build upon each other's work. A didactic review is in place that shows how to make these calculations more accurately in the future [49].

### Concluding remarks

Biohybrid approaches for solar energy conversion is still a nascent field and if the challenges can be overcome, they could be amongst the most sustainable means of energy conversion. This is because unlike bioenergy, it does not depend on farmland or air-polluting combustion practices; and unlike photovoltaics-electrolysis, it does not have to depend on mined low-abundance materials and can produce more complex molecules. The road to the maturation of these approaches will require enormous cooperative efforts across disciplines, making this one of the most exciting and dynamic research spaces to be in for the next decades to come.



## 5. Design and scale-up of solar fuels systems using current technologies—neutral pH, vapor-fed devices

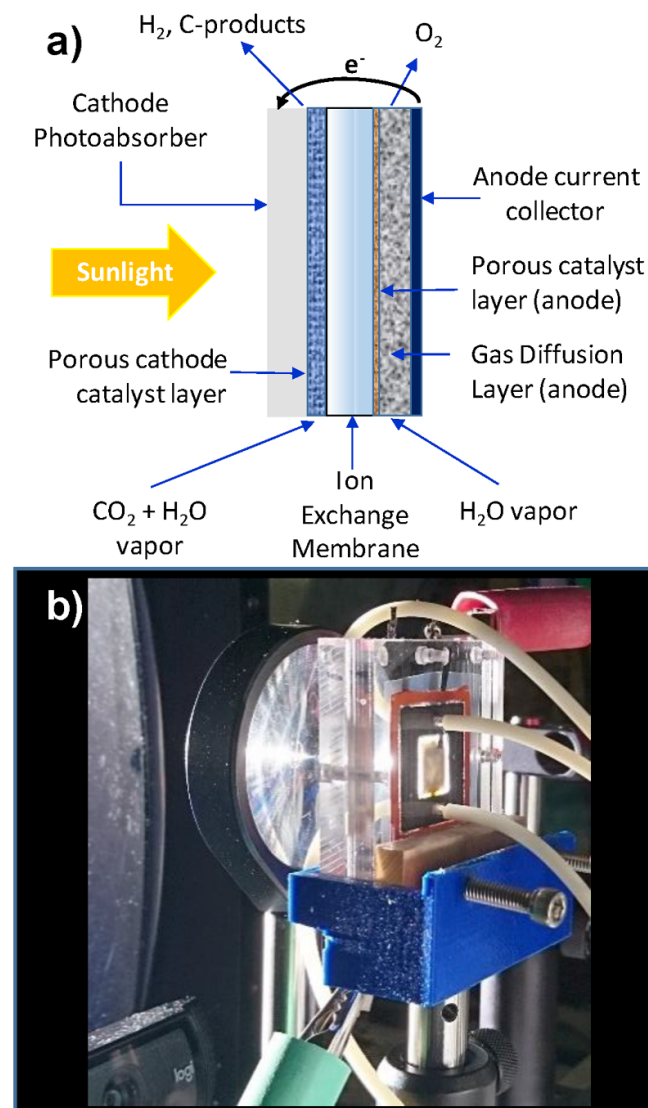
Adam Z Weber<sup>1</sup> and Peter Agbo<sup>2</sup>

<sup>1</sup>Energy Conversion Group, Energy Technologies Area, Lawrence Berkeley National Laboratory, Berkeley, CA 94720, United States of America

<sup>2</sup>Chemical Sciences Division, Lawrence Berkeley National Laboratory, Berkeley, CA 94720, United States of America

### Status

Fujishima and Honda's 1972 communication of light-mediated water oxidation over rutile TiO<sub>2</sub> concludes with quaint understatement, noting that with future improvements of semiconductor electrodes, 'electrochemical photolysis of water may occur more effectively [50].' That simple understanding, and the promise it carried, seeded the field of electrochemical solar-fuels research as we know it today. Currently, the domain of solar-fuels remains dominated by aqueous-immersion devices, where catalytic/photocatalytic electrodes separated by a membrane or electrolyte are submerged in protic media and chemistry is facilitated by an electrode/bulk-solution interface [51]. While less work has been committed to resolving the challenges of operating light-driven systems using reactants delivered in the vapor phase, this now represents an intensifying effort in the photoelectrochemical (PEC) device community (figure 7) [52]. Vapor-fed systems carry the potential for operating at high current densities [53], while mitigating light scattering induced by solvent-suspended particulates, and near-infrared absorption interference from water's vibrational modes. Furthermore, the use of vapor feeds—particularly under neutral-pH conditions (albeit with the use of membrane ionomers often containing acidic or alkaline groups)—could slow corrosive processes via reduced exposure of redox-active system components to the caustic electrolytes often used in electrolyzers. Finally, implementing vapor feed in membrane-electrode-assembly configurations provides a promising method of optimizing substrate delivery while minimizing ion transport distances. These possibilities speak to the potential for vapor-fed devices in extending the operational lifetimes and scale of solar-fuels systems—chief bottlenecks in the advancement of PEC systems—from those of benchtop curiosities to those of real-world deployments. Although aqueous electrocatalyst immersion makes particular sense for anodic water oxidation (see section 15), where the reactant concentration is high (55.4 M), such considerations do not generally apply to the favored set of candidate transformations for solar-fuels devices. Notably, the low water solubility of CO<sub>2</sub> and N<sub>2</sub> make photoelectrochemical systems converting these substrates highly susceptible to mass-transport limitations, and may therefore preclude their future applicability in solar-concentrated systems. Vapor-phase systems offer one possible route around such mass-transport roadblocks, enabling direct chemical reactivity between electrodes and gaseous reactants without having to pre-dilute



**Figure 7.** (a) A potential configuration for a future solar fuels device integrating light-absorbing and electrochemical subunits into a single platform. (b) A vapor-fed, integrated solar fuels prototype for CO<sub>2</sub> conversion to syngas (H<sub>2</sub> + CO), under solar concentration (5 suns). Light absorption occurs on the cathode side of the device at a centrally-located PV. The cathode operates in a vapor-fed configuration using a humidified CO<sub>2</sub> feed and carbon-supported gas-diffusion electrodes.

them in liquid media. However, adoption of vapor-fed technologies will require an improved understanding of performance degradation mechanisms and the phenomena influencing product distributions in CO<sub>2</sub> and N<sub>2</sub> reduction in these devices (see section 17). Furthermore, expanding the array of economical electrocatalysts and solar absorbers available for practical solar-fuels synthesis will also be critical.

### Current and future challenges

Despite significant progress made over the past half century, the field of solar fuels faces steep barriers towards real-world



	PV-ELECTROLYZER	INTEGRATED PEC
ELECTROCHEMICAL	<ul style="list-style-type: none"> <li>Corrosion resistance.</li> <li>Low overpotential at high current density.</li> <li>Low cost (non-pgm).</li> <li>Good mass transport.</li> <li>Dynamic operation.</li> <li>High conductivity ionomers.</li> <li>Carbonate formation (basic CO<sub>2</sub> reduction).</li> </ul>	<ul style="list-style-type: none"> <li>Corrosion resistance.</li> <li>Low overpotential in solvents suited for PV.</li> <li>Low cost (non-pgm).</li> <li>Light transparency.</li> <li>Dynamic operation.</li> <li>Mitigating carbonate formation (basic CO<sub>2</sub> reduction).</li> </ul>
LIGHT ABSORBER	<ul style="list-style-type: none"> <li>Low cost.</li> <li>High photocurrent conversion efficiency.</li> <li>High photovoltage.</li> <li>Power electronics and interconnections.</li> </ul>	<ul style="list-style-type: none"> <li>Corrosion resistance.</li> <li>Low cost.</li> <li>High photocurrent conversion efficiency.</li> <li>High photovoltage.</li> <li>Suitable semiconductor band alignment for reactions of interest.</li> </ul>

**Figure 8.** The various challenges facing solar fuels systems may be broadly partitioned among two device categories (integrated PEC devices vs discrete, PV-electrolyzer systems), with each architecture having a unique set of problems involving either the electrochemical or solar converting subunits of these devices.

implementation (figure 8; see sections 3 and 16). Key measures for the economic prospects of solar fuels systems include the requirements that such systems exhibit operational lifetimes of at least 10–30 years, while enabling reductions in the market-levelized cost of hydrogen and CO<sub>2</sub>-derived fuels [3, 54]. Furthermore, the United States Department of Energy (DOE) has set an ultimate benchmark of 25% solar-to-hydrogen (STH) efficiency at a cost of \$2.10 kg<sup>-1</sup> H<sub>2</sub>, under concentrated illumination [55]; the 2021 launch of DOE's 'Hydrogen Energy EarthShot' initiative targets a price point of \$1 kg<sup>-1</sup> H<sub>2</sub>, sourced from a broad suite of renewables, within a decade [56]. While STH efficiency exceeding 30% under solar concentration has been reported, this required the use of platinum-group metal (pgm) catalysts under conditions of full aqueous immersion [36]. Past work suggests that electrochemical CO<sub>2</sub> reduction must reach energy conversion efficiencies of 60%, at renewable electricity costs below \$0.04 kW<sup>-1</sup> h<sup>-1</sup>, for broad deployment [54]. Realizing these targets will require the demonstration of devices using earth-abundant catalyst materials, and possibly alternatives to the expensive, III–V photovoltaics commonly used in lab-scale prototypes (see sections 3, 7 and 14). In the case of CO<sub>2</sub> electrolysis, enhancing CO<sub>2</sub> utilization by reducing carbonate

formation, will be essential. Finally, enhanced device reliability under the intermittencies of diurnal illumination, rather than steady-state insolation, must be achieved.

Integrated PEC structures, where electrocatalytic and light-absorbing structures are collapsed into a single unit, have proven to be the more challenging of the solar-fuels device types, as they combine the complications of conventional PV-electrolyzer systems with the added constraint that the photoabsorber be chemically robust to degradative processes, such as solution-mediated photocorrosion. The requirement of chemical co-compatibility between PV materials and electrocatalyst operating conditions generally limits the options for device operation, often mandating techniques such as PV surface passivation when used in aqueous immersion PEC devices.

The problem of mitigating corrosion of electroactive components exposed to solution may find its resolution through the use of vapor feeds, where the effective concentration of water is substantially reduced relative to aqueous immersion. Recent work on vapor-fed PEC devices suggests that this may indeed be the case, with gas-fed systems displaying significant improvements in device lifetime upon transitioning from aqueous to vapor-fed cathodes [57].

### Advances in science and technology to meet challenges

Addressing the challenges of vapor-fed solar fuels devices will require significant advancements in the domains of accelerated degradation testing, based on fundamental understanding of corrosion and operating stressors, and optimization of mass transport in these systems. Demonstrating a minimum viable product that can be readily scaled will also be key.

The severe disconnect between the timescales of device lifetime required for the economic deployment of solar-fuels devices, and the comparatively short timeframes available for their benchmarking, will make the development of accelerated-degradation test protocols crucial as these technologies mature. Insights into how this may be achieved may likely be adapted from extant work on dark electrolyzers, devices enjoying much higher degrees of technology readiness than their light-driven counterparts [58]. However, development and meaningful application of accelerated-degradation protocols will also require understanding the underlying stressors contributing to temporal performance losses. For example, drops in device current, increases in operating voltage or gradual efficiency losses over time, may conceivably find root in any number of causes, spanning electrocatalyst poisoning and delamination, to the flooding of electrode gas transport layers.

Substrate delivery in the vapor phase will also require the continued optimization of electrode microstructures and materials capable of reducing mass-transport-limited

currents, including both reactant gases and ions through solid-state ionomers (section 8). In particular, realizing optimized CO<sub>2</sub> electrolyzers will mandate devices that can saturate CO<sub>2</sub> at triple-phase boundaries—the confluence of ionomer, electrode and substrate junctions—while avoiding any potential flooding of the electrode structure (which impedes gas transport and, in CO<sub>2</sub>/N<sub>2</sub> conversion, often exacerbates interfering H<sub>2</sub> evolution) [59]. In the context of atmospheric CO<sub>2</sub> removal, devices capable of either directly reacting CO<sub>2</sub> at atmospheric pressure or pre-concentrating it through the use of novel electrode microstructures, remains an area where significant breakthroughs may be realized. Neutral-pH feeds would also facilitate improved CO<sub>2</sub> utilization by reducing its conversion to carbonates relative to alkaline electrolysis. Finally, work optimizing mass transport in dark electrolyzers has demonstrated vapor-phase water oxidation occurring at 100 mA cm<sup>-2</sup>, with low overpotentials [53]. Such advancements open the possibility of exploiting concentrated solar fluxes in driving vapor-fed, electrochemical hydrogen evolution and CO<sub>2</sub>/N<sub>2</sub> reduction.

## Concluding remarks

Neutral-pH, vapor-fed, solar fuels devices carry the potential to fulfill the promise of Fujishima and Honda. The intervening half-century since their initial discovery of PEC water-splitting has already delivered significant improvements in device efficiency, stability and solar utilization.

Yet, despite notable advancements by the field of solar-fuels, real-world devices will demand a continuation of breakthroughs. Economic viability of solar fuels technologies remains constrained, in part, by relatively short device lifetimes. These issues are especially pronounced for cases where non-pgm catalysts and solid-state polymeric conductors are employed, power intermittency is an issue or PV components are exposed to electrolyte. For solar-fuels devices where substrates other than protons are targeted for reduction, exerting control over the varied product distributions that can result from CO<sub>2</sub> and N<sub>2</sub> conversion to yield pure, or easily-separated fuel streams, will also be desirable. Such devices will minimize efficiency losses and the attendant costs of downstream separation processes.

## 6. Particle-based systems: lessons learned and guidelines for large area systems

Takashi Hisatomi<sup>1,2</sup>, Frank E Osterloh<sup>3</sup> and Kazunari Domen<sup>1,4</sup>

<sup>1</sup> Research Initiative for Supra-Materials, Interdisciplinary Cluster for Cutting Edge Research, Shinshu University, 4-17-1 Wakasato, Nagano-shi, Nagano 380-8553, Japan

<sup>2</sup> JST-PRESTO, 4-17-1 Wakasato, Nagano-shi, Nagano 380-8553, Japan

<sup>3</sup> Department of Chemistry, University of California at Davis, Davis, CA 95616, United States of America

<sup>4</sup> Office of University Professors, The University of Tokyo, 2-11-16 Yayoi, Bunkyo-ku, Tokyo 113-8656, Japan

### Status

The overall water splitting reaction driven by sunlight is studied as a means to produce renewable solar hydrogen on a large scale [60, 61]. Hydrogen produced in this way can be used not only as a fuel but also as a feedstock for various industrial chemical processes such as ammonia synthesis and carbon dioxide fixation. To put such technology to practical use, solar hydrogen production systems need to split water into hydrogen and oxygen efficiently and continuously, and be scalable over large areas. Particulate photocatalysts can theoretically fulfil these requirements, and thus have attracted significant attention in the past 40 years [62, 63].

In 1980, overall water splitting was first reported using particulate oxide semiconductors modified with nanoparticulate catalyst components [62]. The former is the photocatalyst generating photoexcited charge carriers, and the latter is the cocatalyst promoting surface redox reactions and charge separation from the photocatalyst. Since then, materials and structures of cocatalyst/photocatalyst composites effective in promoting the reaction have been investigated. Photocatalyst materials studied for overall water splitting in the early stages of development were mainly wide-bandgap oxides that only absorb ultraviolet light. In the 21st century, various types of photocatalysts were investigated to drive the reaction under visible light. These are typically based on narrow-bandgap non-oxides such as (oxy)nitrides and oxysulphides or wide-bandgap oxides doped with transition metals that induce mid-gap states. Often, two separate photocatalysts (one for hydrogen evolution and the other for oxygen evolution) are combined using electron mediators to construct two-step excitation (also known as Z-scheme) systems. Today, the solar-to-hydrogen energy conversion efficiency (STH) of photocatalytic water splitting achieved by particle-based systems reaches 1% at ambient pressure [64]. This value is one order of magnitude lower than those of electrolyzers and photoelectrochemical cells powered by photovoltaics. Nevertheless, recent improvements in the apparent quantum yield (AQY) (greater than 90% at 365 nm) [65], durability (maintaining 80% of the activity over 1300 h of constant illumination at ambient condition) [66], and visible-light response (utilizing light with wavelengths of up to 640 nm) [67] suggest that efficient



**Figure 9.** An example of field test of solar hydrogen production by photocatalytic water splitting. Reprinted from [69] with permission. Copyright Agency for Natural Resources and Energy.

sunlight-driven photocatalytic water splitting can be realized in the future.

### Current and future challenges

To make solar hydrogen production via photocatalytic water splitting economically feasible, photocatalysts are expected to split water at a STH of 5%–10% or higher [60]. To achieve this, photocatalytic systems must split water with an AQY of 30%–60% up to 600 nm [62]. Since no particle-based system has achieved high AQY and long-wavelength response simultaneously, the development of long-wavelength-responsive photocatalysts remains a critical challenge.

Attention should also be paid to the reactor, because solar hydrogen is not ready for use if hydrogen and oxygen are just evolved from the photocatalyst suspension. It is necessary to build systems that can receive sunlight adequately and equipment that can process the product oxyhydrogen gas efficiently and safely [63]. These should be scalable to the kilometer scale to produce a meaningful amount of solar hydrogen. Importantly, even assuming a system life of ten years and a system STH of 10%, the system cost should not exceed 100 USD m<sup>-2</sup> to allow a reasonably low price for the products hydrogen and oxygen (3.5 and 0.1 USD kg<sup>-1</sup>, respectively) [60].

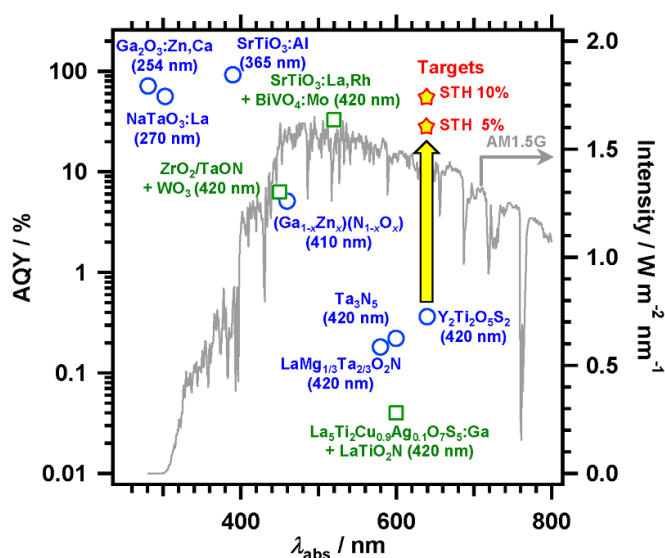
The authors have been studying panel reactors and gas-separation membrane equipment to visualize critical challenges associated with scaling up particle-based systems beyond laboratory scale (figure 9) [68, 69]. A modified SrTiO<sub>3</sub> photocatalyst was immobilized on substrates, and the resulting photocatalyst sheets were wetted with water at a depth of 100 μm in panel reactors. Under natural sunlight irradiation, the product mixture of hydrogen and oxygen gas was collected smoothly. Notably, the activity of the photocatalyst was maintained without forced convection of water despite the large size of the reactor. Moreover, hydrogen was recovered from the mixed gas product (H<sub>2</sub>:O<sub>2</sub> = 2:1) over several months without any accident. In fact, by suitably designing the reaction system, it was possible to avoid the explosion causing any damage

even under intentional ignition of oxyhydrogen gas in the system. Nevertheless, further improvements in the construction and operation costs and the energy efficiency are essential for real-world applications.

### Advances in science and technology to meet challenges

The efficiency, lifetime, cost, and scalability requirements for the particle-based systems are very stringent. In fact, these are common to all solar fuel production systems, considering the cost competition with existing fuel technologies. Some visible-light-driven photocatalysts can drive overall water splitting under long-wavelength light irradiation. The target STH value of 5%–10% can be achieved if the AQY of such photocatalysts can be upgraded to similar levels to the efficient wide-bandgap oxide photocatalysts (figure 10). Recent progress in material preparation provides hints for the performance improvement of photocatalysts. In the study on the highly-efficient SrTiO<sub>3</sub> photocatalyst [65], decreased majority carrier and defect concentrations [70], reduced particle sizes, exposed non-equivalent crystal facets, and facet-selectively co-loaded cocatalysts played important roles in minimizing charge recombination during overall water splitting. For the development of Y<sub>2</sub>Ti<sub>2</sub>O<sub>5</sub>S<sub>2</sub> [67] and Ta<sub>3</sub>N<sub>5</sub> [71] that were active in visible-light-driven water splitting, single-crystalline particles with low trap densities were a key innovation. Sunlight-driven water splitting with sufficient STH may be realized if single-crystalline fine particles of visible-light-driven photocatalysts exposing different crystal facets are modified site-selectively with cocatalysts, so that charge separation can be promoted. Furthermore, photocatalysis is a phenomenon that occurs in a non-equilibrium state under photoexcitation, and particulate photocatalysts inherently have inhomogeneity in properties within and among particles. Therefore, the development of particle-based systems may be accelerated by advances in science and technology that can track the processes occurring under photoexcitation with high spatial and temporal resolutions [72]. An improved understanding and control of charge separation in particle-based systems is very important in this regard [60, 61, 65, 72, 73]. Additionally, the future of photocatalysts strongly depends on the availability of visible light active semiconductors that are stable under water splitting conditions [74].

Design of photocatalytic reactors and hydrogen recovery processes are also critical issues. To be outside the explosion limit, the product mixture of hydrogen and oxygen gas must be converted by membrane separators into >95% pure hydrogen in the filtered gas and <4% hydrogen in the residue gas [63]. The individual components of the panel reactor and the gas separation equipment and their integrated whole system



**Figure 10.** Relationship between the absorption edge wavelength ( $\lambda_{\text{abs}}$ ) and the apparent quantum yield (AQY) for overall water splitting of some photocatalysts. Circles and squares represent one-step and two-step excitation systems, respectively. The wavelengths at which the AQY values were measured are shown in parentheses. The power spectrum of the reference sunlight (air mass 1.5 G) is also plotted on the right axis for comparison.

should be improved considering the production and operation costs and energy. Because complete processes for solar fuel production using particle-based systems have not been established, various possible options need to be examined from a chemical engineering perspective.

### Concluding remarks

Large-scale solar hydrogen production will have a big impact on the energy industry. Particle-based systems are considered promising due to their low cost and scalability, and due to the option of immobilizing thin photocatalyst layers on substrates, as in panel reactors, and recovering hydrogen by membrane separation. However, many technological innovations on the individual components and the entire integrated system are still required for practical application. In particular, little technological development has been made on reactors and gas separators that are specialized in hydrogen production by photocatalytic sunlight-driven water splitting. It is very important to demonstrate a working prototype of the entire system and provide an outlook in the near future, because the entire process cannot be established if any of the essential technologies are missing. Such attempts will stimulate research in various fields with the aim of establishing large-scale, cost-effective, and energy-efficient renewable solar hydrogen production systems.



## 7. Device design considerations for scale-up: managing photons, electrons, and ions

Fatwa F Abdi<sup>1</sup> and Sophia Haussener<sup>2</sup>

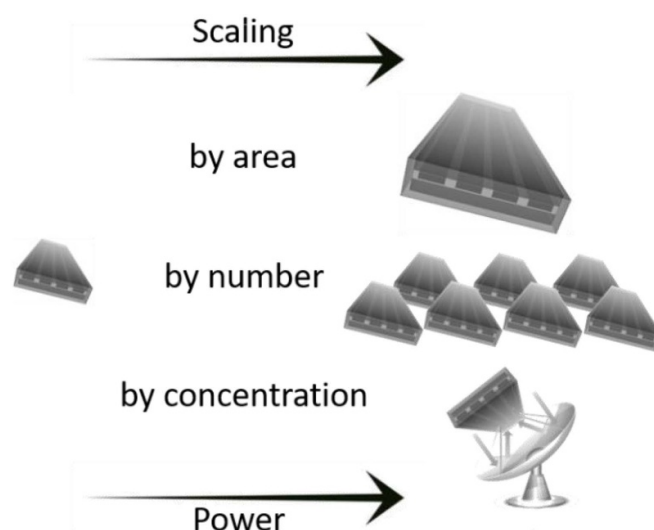
<sup>1</sup>Institute for Solar Fuels, Helmholtz-Zentrum Berlin für Materialien und Energie GmbH, Hahn-Meitner-Platz 1, 14109 Berlin, Germany

<sup>2</sup>Laboratory of Renewable Energy Science and Engineering, Ecole Polytechnique Fédérale de Lausanne (EPFL), Station 9, Lausanne 1015, Switzerland

### Status

With relatively high efficiency of >15% reported using integrated solar fuel devices, research efforts have been extended to include demonstrations beyond the typical laboratory scale. Indeed, several projects have targeted the demonstration of large-scale solar fuel devices. Scalable device designs are needed to minimize performance losses associated with scale-up, since the photoabsorbers and catalysts properties often do not limit the large-scale device performance. About 20 designs based on different integration levels have been proposed and demonstrated [75], but the most scalable ones are not clear. Here, we limit the discussion to devices using photoelectrochemical approaches, since photocatalytic and particle-based systems have been discussed in section 6.

There are at least three scaling methodologies for photoelectrochemical fuel generating devices (figure 11). The first, perhaps the most common one, is scaling by dimension or size of the device's photoactive area. Panel-type devices using tandem absorbers could be employed to ensure optimal sunlight utilization. A  $\text{WO}_3$ -based device with a photoactive area of  $\sim 130 \text{ cm}^2$  has been reported with an efficiency of  $\sim 2\%$  [76]. Significant ohmic losses due to larger substrates and bubbles as well as concentration overpotentials due to unoptimized fluid dynamics have been identified as the main limitations. Multiphysics simulations using theoretical models have been conducted to quantify these losses [77, 78], which are found to be more important in devices operated in near-neutral pH electrolytes. These simulations are extremely useful in identifying the optimal design and operational conditions to be demonstrated at a larger scale. However, the established models often employ simplified boundary conditions, which need to be validated against experimental observations. Once a functional unit size (i.e. module) is identified, scaling can happen (or continue) by number. In this case, fluidic and electrical connections and the identification of sharing strategies for balance of system components become the challenge. A large modular device with a photoactive area of  $6400 \text{ cm}^2$  has been demonstrated (100 units of  $64 \text{ cm}^2$ ) [79], but its efficiency is limited to  $<4\%$ . Scaling by flux or (irradiation) concentration is the third scaling approach. At high concentrations, heat management becomes extremely important; an integrated design allows for better heat transfer from the photoelectrode to the electrolyte. Efficient mass-transport is also essential at high concentrations with current densities approaching  $1 \text{ A cm}^{-2}$ ,



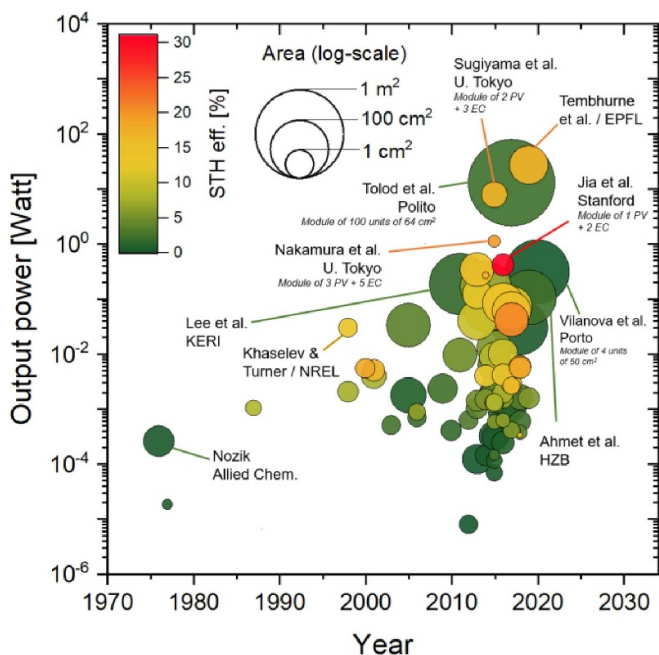
**Figure 11.** Possible scaling strategies of a photoelectrochemical device: (i) scaling by size, which includes the increase in the photoabsorber area, (ii) scaling by number, which includes the multiplication and connection of sizable units, and (iii) scaling by concentration, which includes the increase in irradiation concentration. All approaches (which can also be combined) will increase the input and output power of the system.

which can, for example, be achieved by decoupling the photoactive area from the electrochemical area via employing catalysts deposited on a gas diffusion layer. This approach is also used in solar-driven  $\text{CO}_2$  reduction devices [80]. All scaling approaches work towards increasing the power of the device. The highest demonstrated output power of a photoelectrochemical water splitting device is  $\sim 27 \text{ W}$  (under 474 suns concentration) at an efficiency of  $\sim 15\%$  (figure 12) [35]. Even a higher output power of  $\sim 760 \text{ W}$  has been reported by a  $100 \text{ m}^2$  demonstration facility (1600 units of  $625 \text{ cm}^2$ ) [68], but the facility utilized photocatalyst sheets instead of a photoelectrochemical approach, which is discussed in section 6.

### Current and future challenges

Different photoelectrochemical reactions (hydrogen,  $\text{CO}$ , ethylene, ethanol, ammonia, etc) pose different challenges for scaling, owing to their variation in dominating physical phenomena, phase of reactant, production rates or product purity. One common challenge is related to the observation that there is no unique condition that describes the device operation, even when intended during design. The coupled transport of charge (electrons, holes, ions), mass (reactants, products) and energy (radiation, heat) leads to multiple orders of magnitude variations in the variable fields (e.g. ion concentration and current) of the reactor and individual components. These variations typically increase with larger physical dimension, i.e. scaling by size. Consequently, when optimizing a photoabsorber or co-catalyst for a certain pH condition, this condition might not be relevant for a large part of the scaled device. Understanding





**Figure 12.** A comparison of photoelectrochemical water splitting devices (i.e.  $\text{H}_2$  production) reported in the literature, taken from the combined lists of [35, 81]. The reported solar-to-hydrogen (STH) efficiency, device active (i.e. light absorber) area and the corresponding output power of the devices are shown. Five modular devices where multiple units are combined (i.e. scaling by number) are also identified.

the source of the heterogeneities and developing approaches to deal with them are needed. The same applies to external operating conditions. While lab-scale devices are investigated and demonstrated under controlled indoor conditions (AM1.5 spectrum,  $1000 \text{ W m}^{-2}$ ) at their intended design point, one-sun large-scale operation will result in changes in spectrum and intensity of sunlight, dependent on location, atmospheric conditions, daytime, season, etc. Robust materials, (scaled) device and system designs, and/or controlling approaches are needed to ensure reliable and optimized operation.

Significant efficiency reductions are observed when devices are scaled by size [81]. Effects that are irrelevant at small scales (e.g. electrolyte ohmic losses) start to dominate the performance [79]. Similarly, scaling by concentration (i.e. increased current density) can lead to dominating mass transport effects and—in the case of  $\text{CO}_2$  reduction—might significantly affect the operating conditions of the catalysts (i.e. selectivity and activity).

Scaling is currently also limited by the lifetime of materials, components and devices [31]. Understanding, quantification and mitigation of degradation is required (see section 3 on efficiency and stability benchmarking). Additional scale-up challenges exist in terms of the auxiliary components (e.g. pumps, separators), which might not exist in a fitting scale yet. They consume energy and will reduce the overall performance. Understanding how the device performance relates to the system performance has yet to be determined.

## Advances in science and technology to meet challenges

Advances in the fabrication processes that allow reproducible and homogeneous deposition of photoelectrodes (absorbers, catalysts, buffer and protection layers) on large areas are needed. Current screen printing or dip/slurry coating methods are easily transferred to large areas—already done in industrial battery production—but the homogeneity and reproducibility are less guaranteed. On the other hand, more reproducible processes (atomic layer deposition, physical vapor deposition, molecular-beam epitaxy, etc) are challenging to scale to larger areas.

With scaling to larger device area or power, the development of transparent conducting substrates with metallic conductivity becomes important to minimize substrate ohmic losses. Similarly, electrolytes with superior conductivity are desired to minimize the electrolyte ohmic losses. This can be achieved using highly concentrated acid or base, but near-neutral pH electrolytes with similar conductivity are still elusive. Alternatively, a device design that minimizes the ionic transport pathway (e.g. perforated, Louvered design) [75] is needed. For a typical liquid electrolyte (conductivity  $100\text{--}200 \text{ mS cm}^{-1}$ ) and a current density of  $\sim 10 \text{ mA cm}^{-2}$ , the ionic transport length-scale needs to be kept  $<1\text{--}2 \text{ cm}$  for an acceptable level of ohmic losses ( $<50 \text{ mV}$ ) [78].

Advances in method development and understanding are also crucial. Extensive performance characterization requires a locally resolved assessment of operating conditions, efficiencies or production rates. This allows to identify if the photoelectrode and/or the complete device is fully or partially utilized. Simple current–voltage or efficiency measurements are not sufficient, and advanced experimental techniques that can provide locally resolved information on multiple scales need to be developed (e.g. in-operando nano-tomography, three-dimensional scanning electrochemical microscopy, segmented test cells).

Heat transfer is often neglected given the (perceived) isothermal R.T. operation of many devices, but this becomes more important at larger scale. The actual operating temperature in a device and its various components needs to be characterized, and heat management strategies are needed to control and maintain the desired temperature. Gas-bubble management is also needed in large-scale devices as longer transport pathway and/or higher bubble density are present. Product collection and mass-transport are important, and any further bubble-related losses (e.g. optical, activity) should also be minimized. Advanced modelling and validation experiments are needed to reveal key parameters to control bubble nucleation, growth and transport.

The development of transient multi-scale and multi-physics models is required to predict experimentally inaccessible information. These models need to be optimized for computational expense while providing sufficient physical detail. Robustness and versatility is a particular concern for such coupled and highly nonlinear problems to ultimately develop a digital twin of the component, device or system.

Finally, the operation of PEC devices requires the design of complete systems with matching auxiliary devices as well as the ability to adapt to rapid changes in the irradiation conditions and robustly operate at broad environmental conditions. Given the specific flow conditions and stream compositions, new auxiliary devices need to be developed that match the plant requirements [82]. Model predictive control may also be applied to ensure optimal performance while satisfying a set of constraints given by e.g. degradation mitigation strategies.

### Concluding remarks

Scaling of photoelectrochemical processes is needed to ensure technology development and transfer from the laboratory to the market in the transition towards a sustainable energy

economy and chemical industry. Scaling strategies include increasing the device power (density) by increasing the size of the photoactive component, increasing the irradiation concentration, and/or connecting and multiplying multiple units into a larger system. Successful scaling requires full understanding and control over the multi-physical and multi-phase transport aspects of a device and its integration into a full system including the auxiliary components. Specific transport aspects (e.g. bubbles, heat transfer) need considerable attention especially in large scale systems. Identifying the practical operating conditions of a device and its components is challenging, given the fluctuating solar irradiation or the heterogeneities in the component's or device's concentration, current or potential fields. Furthermore, the dominating (transport) losses might change when scaling a device, requiring re-focusing attention and optimization approaches.

## 8. Membranes for solar fuels

Daniel J Miller<sup>1</sup> and Shane Ardo<sup>2</sup>

<sup>1</sup>Chemical Sciences Division, Lawrence Berkeley National Laboratory, Berkeley, CA 94720, United States of America

<sup>2</sup>Department of Chemistry, Department of Chemical & Biomolecular Engineering, Department of Materials Science & Engineering, University of California Irvine, Irvine, CA 92697, United States of America

### Status

A membrane separates the cathode from the anode in a (photo)electrochemical solar fuels device. It functions as a transport medium for ions while limiting the transport of reactants and products, whose crossover can compromise device efficiency and safety. In a conventional electrochemical cell, liquid electrolyte is present between the electrodes and the membrane. In a membrane electrode assembly (MEA) configuration, the membrane is in direct contact with the electrodes, and is hydrated by a liquid electrolyte or by water vapor (section 5) through a gas diffusion electrode (GDE). A GDE also allows for a gaseous CO<sub>2</sub> or N<sub>2</sub> feed and, therefore, improved reactant mass transfer and larger current densities.

Solar fuels devices have, so far, largely employed commercial polymer electrolyte membranes optimized for other applications. However, the properties of these materials are, in many cases, inappropriate for water splitting and/or carbon dioxide reduction (CO<sub>2</sub>R) at rates commensurate with the terrestrial solar photon flux, i.e. 1 sun of air mass 1.5 global (AM1.5 g) irradiance. For example, Nafion, a perfluorinated sulfonic acid polymer membrane used in state-of-the-art fuel cells and low-temperature electrolyzers, exhibits relatively high permeability to H<sub>2</sub> and O<sub>2</sub>, which negligibly impacts performance at high current densities, but can result in an explosive mixture of gases (e.g. when operating at solar current densities ( $\sim 20 \text{ mA cm}^{-2}$ ) for a typical membrane thickness (50  $\mu\text{m}$ ), at room temperature and at H<sub>2</sub> pressures as low as 1 atm) [83, 84]. Moreover, the temperature-dependent ionic conductivity of Nafion is orders of magnitude higher than necessary for small ohmic resistive voltage losses under 1 sun operation [84]. This example underscores how knowledge of incident light intensity (e.g. time of day, optical concentration) and photoabsorber efficiency are required to identify desired membrane properties for solar fuels devices.

Desirable membrane properties inextricably depend on other device components (e.g. electrocatalyst(s), electrolyte(s), photoabsorber(s)) and whether they are integrated or separated, because variations in component sizes can be used to match species fluxes through membranes and other components. Many electrocatalysts for CO<sub>2</sub>R exhibit poor product selectivity (section 17), meaning that the membrane must limit transport of a multiplicity of products with differing physicochemical properties and concentrations while maintaining sufficient ionic conductivity [85, 86]. Notably, imidazolium-functionalized polymers have been investigated as anion-exchange membranes due to their relative

stability in alkaline electrolytes, and at least one such material has been commercialized for application in artificial photosynthesis [87].

### Current and future challenges

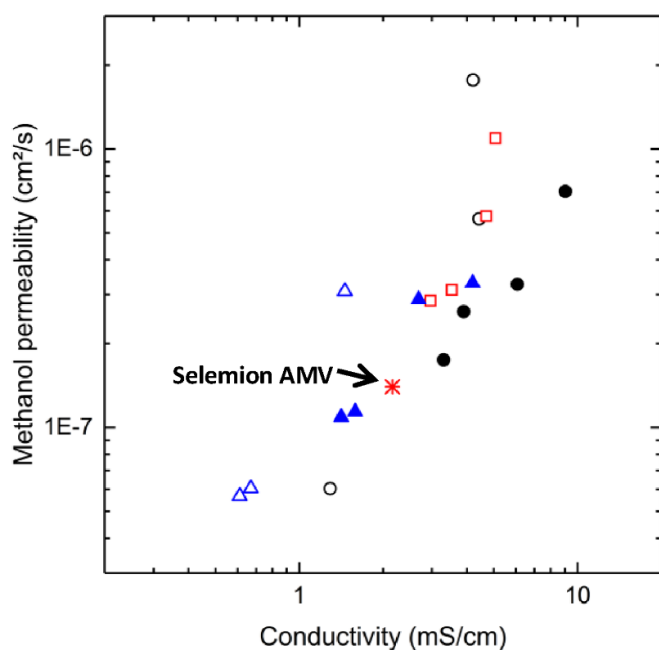
The principal function of membranes is to selectively control solute transport, which can be quantified in terms of, for example, solute permeability, solubility, diffusivity, mobility, and conductivity. For example, membranes in water splitting devices should readily permit transport of H<sup>+</sup>/OH<sup>-</sup> ions, but not H<sub>2</sub> and O<sub>2</sub> products.

Polymer electrolyte membranes with charged groups covalently bound to the polymer chains are attractive because they are generally highly hydrated, providing pathways for ion transport. However, optimization of membrane properties is a complex tradeoff (figure 13) because, in general, ions, soluble gases, and neutral liquids all transport via the same hydrated interstitial spaces among polymer chains. Transport is driven by gradients in electrochemical potential, and transport rates are determined by properties such as solute size and shape [85]. Control over transport during CO<sub>2</sub>R is particularly complex, because the membrane should (a) limit transport of reaction products, including uncharged CO, alcohols (e.g. methanol, ethanol), other hydrocarbons (e.g. ethylene), and charged species (e.g. formate, acetate) [86], (b) promote transport of H<sup>+</sup>/OH<sup>-</sup> to provide mass balance with protonic species consumed or generated by redox reactions, and (c) mitigate transport of reactants, such as CO<sub>2</sub>(aq) and dissolved inorganic carbon ions that are commonly present at mildly alkaline pH (e.g. bicarbonate, carbonate). Ionic current carried by species other than H<sup>+</sup>/OH<sup>-</sup> represents losses due to increased voltage demands from changes in local pH, unstable pH from loss of buffering capacity, loss of reactant CO<sub>2</sub> when dissolved inorganic carbon species crossover, and energy required to periodically refresh the electrolytes (to minimize scale formation, for example) [88].

Thermal, mechanical, and chemical stability are other critical parameters. Solar intensity fluctuations mean that membranes may be subject to elevated and varying temperatures, variable species concentrations or pressures that can stress membranes, and even ultraviolet light, which generates high-energy electronic states that are prone to side reactions known to degrade polymers. Water splitting devices are often operated under extreme electrolyte pH conditions, where many polymeric materials are kinetically unstable. CO<sub>2</sub>R devices typically employ milder electrolytes. Mixed electrolytes, such as seawater, have been proposed, further complicating membrane optimization and likely requiring pretreatment to remove biological, organic, and inorganic components.

### Advances in science and technology to meet challenges

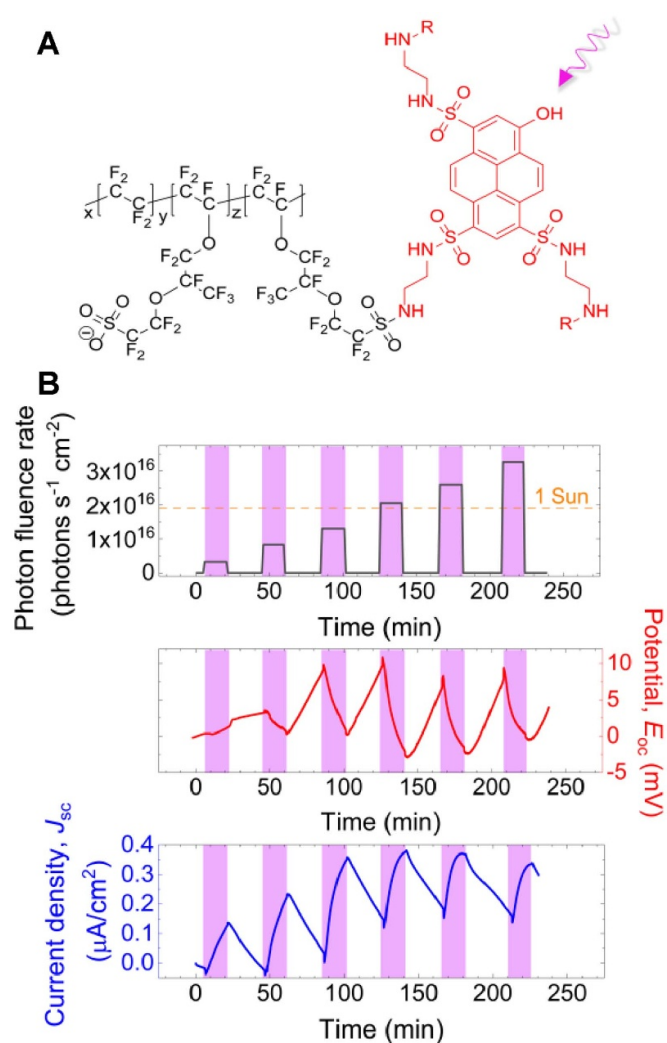
Alternative membrane materials with, for example, new chemistries and morphologies are needed to selectively block small neutral solutes, such as gases and small alcohols, but



**Figure 13.** Experimental tradeoff between electrolyte ionic conductivity and CO<sub>2</sub> reduction product (methanol) permeability for a series of poly(vinyl imidazolium) membranes. For reference, a commercial anion exchange membrane, Selemon AMV, is indicated. Reproduced from [85] with permission from the Royal Society of Chemistry.

permit passage of ions, which are often larger due to solvent coordination. Non-polymeric electrolytes, which are typically used at elevated temperatures (e.g. solid oxide electrolytes), warrant consideration because they prevent virtually all reactant/product crossover, breaking the tradeoff exhibited by many polymeric membranes (figure 13) while providing sufficient ionic conduction for negligible resistive voltage losses under 1 sun operation. GDE–MEA designs provide opportunities for direct separation of solid products by coupling non-protonic ion transport to the vapor-fed catholyte, e.g. through direct formation of acetate salts from gaseous or aqueous reactants [89]. In MEA devices, close proximity of the membrane to electrocatalyst microenvironments also provides opportunities for membrane-gated control over the availability of reactants, electrolyte, water, and even photons, to (photo)catalytic sites.

Depending upon the kinetic stability and activity of various device components, a single electrolyte composition is not necessarily ideal. A bipolar membrane, which consists of a cation exchange material in direct contact with an anion exchange material, can overcome these stability and activity limitations by enabling the use of anolytes and catholytes of differing pH. For charge and mass balance, these membranes drive heterolytic water dissociation or formation, which is catalyzed by protic functional groups and the presence of electric fields, either at a planar membrane interface or interfaces between membranes and ionomers in catalyst layers [90]. Means to precisely alter the local microenvironment near these protic groups to tune their catalytic performance are warranted.



**Figure 14.** Photoelectrochemical data and analyses of representative protonic solar cells. (A) Chemical structure of pyrene-based photoacid dyes covalently bound to fixed-charge groups in a perfluorosulfonic acid cation exchange membrane that was interfaced with a Sustainion XA-9 anion exchange ionomer layer (not shown) to form a bipolar membrane protonic solar cell. (B) Photon fluence rate incident on the anion exchange layer side of a protonic solar cell MEA (top), transient open-circuit potential ( $E_{oc}$ , middle) and short circuit photocurrent density ( $J_{sc}$ , bottom) as a function of time, illuminated for 15 min (purple intervals) and then kept in the dark for 25 min (white intervals) for each fluence, and with the condition of 1 sun equivalent excitation indicated. Reprinted from [93] with permission from Elsevier.

Because of the use of sunlight in solar fuels devices, composite photoabsorber–membranes have been used [91, 92], including direct light-driven proton pumps where photoacids alter the electrochemical potential of  $H^+/OH^-$  [93] to provide an additional driving force for solar fuels reactions (figure 14). Light can also be used to modify membrane properties to control ion transport, mitigate product crossover, or change local pH to enhance kinetic stability and electrocatalytic activity. Polymer morphology and physicochemical properties can be adapted to alter solute transport and membrane stability using, for example, dye molecules that undergo photoinduced

isomerization processes or light-driven ligand rearrangement. Local pH can be modified using photoinduced changes in  $pK_a$  of photoacids, photobases, or polymer units that undergo dynamic shuffling of covalent bonds [94], to further control species transport and materials stability.

### Concluding remarks

A polymeric or solid-state membrane is a critical component of solar fuels devices. While multi-disciplinary, collaborative experimental and theoretical/numerical work has provided valuable insight into membrane function at equilibrated, or nearly equilibrated, conditions [86, 88], a significant collaborative effort is needed to design membrane materials and understand their function under the highly dynamic condi-

tions of varied light intensity and temperature. Successful next-generation membranes will likely require the development of polymers that exhibit new transport mechanisms and break empirical tradeoffs between the desirable transport of electrolyte ions and the undesirable transport of  $\text{CO}_2\text{R}$  reactants and products. When used in integrated design structures, membranes should be designed and developed in concert with electrocatalyst(s), electrolyte(s), photoabsorber(s), and other device components, because their performance and limitations are co-dependent. GDE–MEA configurations provide further opportunities for deep integration of materials function. Intentional introduction of photoabsorbers into membranes is a design concept that is still in its infancy and may provide unforeseen benefits to traditional uses of membranes in the dark.



## 9. Photoelectrodes based on conventional semiconductors (silicon, III–V)

Paul C McIntyre<sup>1</sup>, Thomas Hannappel<sup>2</sup> and Shu Hu<sup>3</sup>

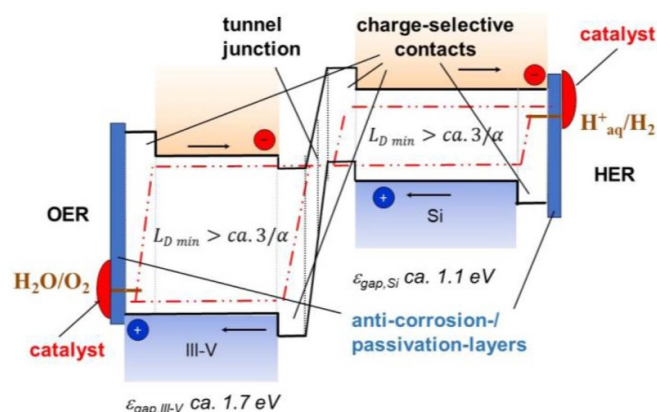
<sup>1</sup> Department of Materials Science & Engineering, Stanford University, Stanford, CA 94305, United States of America

<sup>2</sup> Fundamentals of Energy Materials, Institute of Physics, Technische Universität Ilmenau, Thuringia 98693, Germany

<sup>3</sup> Department of Chemical and Environmental Engineering, Yale University, New Haven, CT 06520, United States of America

### Status

Since the 1970s (e.g. [95]), researchers have investigated direct synthesis of fuels from sunlight by employing silicon (Si) and/or III–V semiconductor photoelectrodes in either single-junction or multijunction configurations. Photo-absorbers that target high solar-to-fuel (STF) efficiency in a range beyond 15% require tandem designs and suitable performance. For direct water splitting, two-junction configurations with optimized bandgap combinations of ca.  $E_{\text{gap}}^{\text{Si}} = 1.1$  eV and  $E_{\text{gap}}^{\text{III-V}} = 1.7$  eV can provide sufficient photovoltage whilst efficiently utilizing the solar spectrum, such that the only losses in performance are carrier thermalization and radiative recombination. These structures enable efficient absorption of sunlight by leveraging advances in (a) scalable, high-quality, and low impurity-level crystal growth by, for example, metal-organic chemical vapor deposition (MOCVD), (b) solid-solid junctions, and (c) interfacial chemistry designed for facile carrier separation while avoiding non-radiative recombination. Photoelectrochemical cells (PEC's) incorporating Si and/or III–V photo-absorbers are one of several distinct solar fuels approaches, which include PEC's that use metal oxide photoelectrodes to both generate energetic charge carriers and catalyze fuel evolution or water oxidation reactions, and wired systems that physically decouple electrochemical fuel synthesis from sources of wind- or solar-derived electricity. Unlike most metal oxide photoelectrodes, which are often stable but tend to be inefficient, Si and most III–V semiconductors corrode in aqueous electrolytes under wide-ranging potential and pH conditions [96]. Moreover, Si and III–V photoabsorbers must be connected in some fashion with active and selective electrocatalysts to achieve highly efficient fuel synthesis. Therefore, advances in corrosion protection, charge separation, and catalytic functionalization have been essential for PEC's incorporating Si and III–V semiconductors. These multiple functionalities can be achieved by layered structures such as the one sketched in figure 15. Atomic layer deposition [97, 98] has emerged as a key layer-coating method for both planar and complex surface topologies to suppress corrosion and provide additional functionality to these devices. Polymeric encapsulants with exposed catalysts [99] have also been studied recently as an integration scheme for the stable operation of multijunction semiconductor photocathodes. Moreover, the



**Figure 15.** An idealized electronic band diagram and the charge carrier trajectories in a Si/III–V tandem structure plus surrounding functional layers, catalysts, Fermi-levels, and redox potentials for water splitting.

reactive transformation of surface layers on devices during catalyst deposition [100] can be leveraged to enhance PEC efficiency while achieving improved stability.

### Current and future challenges

State of the art PEC demonstrations have focused almost exclusively on water splitting because of present-day limitations on electrocatalyst selectivity in producing value-added chemicals other than hydrogen whilst achieving low separation cost. Multijunction PEC devices fabricated using either silicon or III–V semiconductors have achieved solar-to-hydrogen conversion efficiencies exceeding 10%, and continuous operation for 10's–100's of hours [8, 101]. Progress was made recently in the low-defect heteroepitaxy of III–V-on-Si by MOCVD. In this case, 2  $\mu\text{m}$  III–V layers deposited on Si are sufficient to produce a tandem absorber that meets the requirements of efficient PEC. Compared to III–V multijunction PEC devices, relatively little work has been reported on Si/III–V tandem structures, which may provide a cost-competitive approach to photoelectrode-based fuels production.

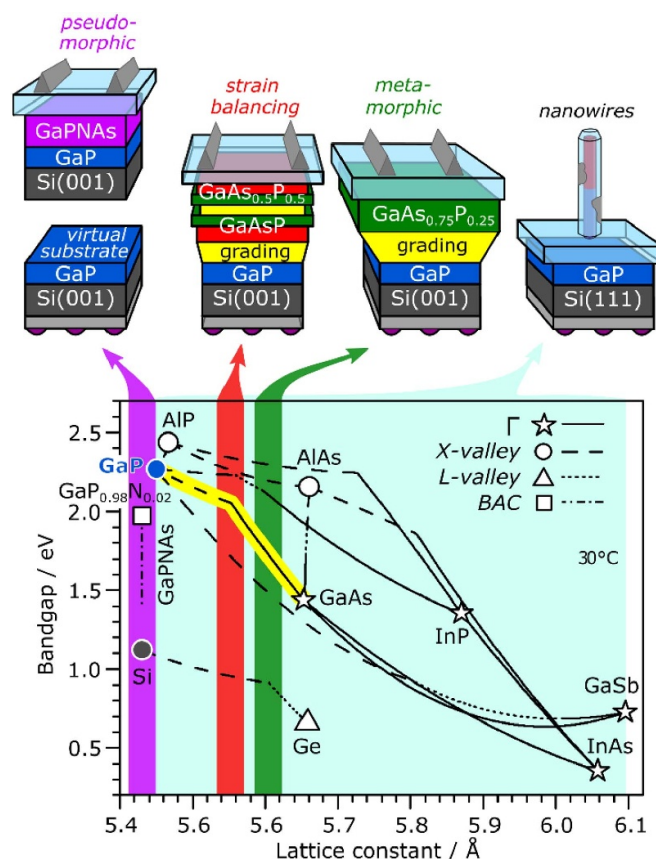
Among the photoelectrode measurements reported, most have been performed under continuous 1 sun simulated insolation. Although testing under moderate (<50 suns) concentration and on-sun testing have been reported in some studies, reports of diurnal solar cycles that reveal real-world relevant durability have been less common. The stability of both the semiconductor photoabsorbers and catalysts on the photoelectrodes remains a significant challenge for their future commercial adoption. Moreover, mechanisms underlying PEC device failures are poorly understood. These may include a combination of (photo)corrosion of the semiconductor electrodes, catalyst poisoning, catalyst debonding (akin to stress-corrosion cracking) under redox conditions that cause local

expansion of catalyst layers or nanoparticle, erosion of surfaces due to cavitation around bubbles, and coating deterioration due to porosity and redox cycling. Indeed, little consensus exists among researchers as to the most appropriate methods for stability testing or of standards to be used in reporting such data. High-rate oxygen evolution on anodic photoelectrodes tends to generate acidic pH locally. It occurs at the positive potentials that cause oxidative corrosion of most semiconductors and metals, and the highly anodic potential may cause electrochromism of the coating leading to the undesirable optical absorption. Some device architectures reduce the risk of attack of the semiconductor photoabsorbers by using a dark anode wired to a multijunction photocathode. If configured so that both hydrogen and oxygen are evolved in a compact electrochemical cell attached to the unilluminated side of the photoelectrode, losses due to bubbles that nucleate on the electrode surfaces, scattering light and transiently occluding reactive sites on surface catalyst layers can also be avoided. Therefore, photoelectrode designs and operational principles of PEC's incorporating Si/III–V semiconductors in planar or wire architectures also require substantial development and testing.

### Advances in science and technology to meet challenges

Important advances are required in functional components to meet these challenges including: (a) multijunction photoabsorbers that permit efficient light capture and conversion, (b) multifunctional interfacial electronic passivation for preventing non-radiative recombination and chemical passivation for corrosion protection, (c) stable catalyst binding to protective coatings, and (d) electronic state alignment of all functional components. Besides, both experimental and theoretical understanding of the corrosion mechanisms, light-driven electrochemical reactions, and the interfacial charge carrier dynamics are needed. For example, advanced characterization, including operando methods, can reveal the mechanisms underlying PEC device failures specific to exposed surfaces and local corrosion environments. Understanding the corrosion mechanisms will inform new designs that are tolerant to corrosion defects [102]. These corrosion defects can be further mitigated and repaired by developing inspection and deposition technology. Consistent effort by the research community will help establish best practices for stability testing and eventually a consensus for reporting such results [103].

Co-designing Si/III–V photoelectrodes and their catalysts and functional layers (e.g. protective coatings) for efficiency, stability, and cost-effective manufacturing is required to meet practical production and scale-up challenges. An opportunity to address such challenges is to develop cost-effective manufacturing processes for III–V/Si tandem absorbers. A combination of GaAsP as the top cell and Si as a bottom cell protected by functional coatings appears to be a particularly attractive solution. Figure 16 represents the depiction of the III–V-semiconductor compounds, Si, and Ge with their nature of bandgaps and lattice constants. These sketches show some of



**Figure 16.** Integration of III–V materials with silicon substrates: variations of epitaxially grown III–V-on-Si device structures for advanced photoelectrodes.

the possible variants of epitaxially grown photoelectrochemical III–V-on-Si device structures for the highest STF conversion efficiency together with sketches of functional layers (e.g. protection and passivation) and catalyst structures. Via the variation of stoichiometries of the III–V compounds, pseudomorphic, strain-balanced, metamorphic and nanowire-based top cell approaches can be realized, identified by pink, red, green, and light blue colors, respectively. In addition, co-designing III–V multijunctions and electrochemical membrane electrode assemblies can take advantage of thermal energy resulting from high solar concentration to increase electrocatalytic reaction rates to match with the high currents per catalyst surface area [35]. A great potential for full spectrum and efficient photovoltaics has been ascribed to III-nitride-based absorber layers already for a long time [104]. Hitherto, they are still lacking of competitive PV performance due to low minority charge carrier life times and, thus, greatly reduced diffusion lengths. Nevertheless, they can also be considered as functional overlayers of photoelectrodes such as passivation layers and catalyst support [105].

For cost-effective manufacturing of III–V/Si tandem photoabsorbers at an industrially relevant scale, MOCVD is well-established. Major advances in *in situ* growth control and *ex situ* characterization, as well as molecular level theory and kinetic growth simulations increasingly elucidate

critical processes such as surface evolution, nucleation, interfacial reactions, and vapor phase chemistry and transport. Building on recent experience, new reactors and processes should allow high-quality layer structures to be deposited in a few minutes, for the absorber films at growth rates in the range of  $100 \mu\text{m h}^{-1}$  with substrate diameters or lengths of 100–150 mm.

### Concluding remarks

Multi-disciplinary efforts are needed to advance the efficiency, stability, and scalability of solar-driven chemical production. These include engineering of semiconductor morphology and multijunction architectures, protection layers, contact arrangement (e.g. charge selective contacts), and reactor-engineering considerations such as product transport, sep-

aration, and compression. Co-design is essential for future solar fuel demonstrations. Section 7 by Abdi and Haussener showcases such co-design by which solar concentration makes relatively expensive but highly efficient photovoltaic components economical, and additionally, can leverage co-generated heat to promote faster electrochemical kinetics. In general, co-design refers to the co-optimization of various aspects of materials design and processing, including semiconductor manufacturing, enhanced light capture, and specific charge separation and electrolyte transport schemes. Such co-optimization can ensure matching of the chemical reaction rate and the light absorption flux in a solar fuel generator. In parallel, fundamental investigations of the mechanisms limiting endurance of photoelectrochemical cells are required to achieve stable operation of such co-designed devices.

## 10. Nanostructures for light management in solar fuels and photoelectrochemistry

Wen-Hui (Sophia) Cheng<sup>1</sup> and Harry Atwater<sup>2</sup>

<sup>1</sup> Department of Materials Science and Technology, National Cheng Kung University, Tainan 701, Taiwan

<sup>2</sup> Thomas J. Watson Laboratory of Applied Physics, California Institute of Technology, Pasadena, CA 91125, United States of America

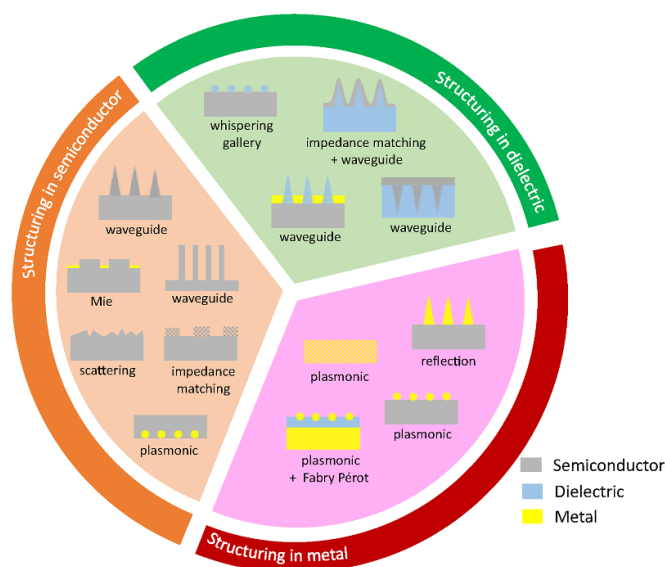
### Status

Photo(electro)chemical devices enable the transformation of light to energy stored in chemical bonds, to be utilized on demand. Sunlight is the world's most abundant primary energy source and is also thus an abundant resource for synthesis of solar fuels. The overall process for generation of solar fuels includes light absorption, excited carrier generation, charge separation, carrier transport and recombination, interfacial electron transfer, catalytic reaction, ion transport, product collection and separation. Many of these steps are correlated with one another, and the cooperative interplay between the steps must be considered to realize efficient device operation. For example, a thick light absorber favors full absorption, but can result in poor charge separation and transport efficiency if the carrier diffusion length is considerably smaller than the absorber thickness. As another example, a high surface area catalyst can lead to a high catalytic current density but can also significantly shadow the incoming light, reducing photocarrier generation.

Anti-reflection coatings with index matching material are commonly used to reduce device reflection losses and improve the band alignment between the absorber and front contact or catalyst. Nanophotonic design principles have yielded a diverse array of approaches to nanostructuring for light harvesting in solar fuels. Figure 17 illustrates different light management strategies to enhance absorption or reduce the shadow loss from catalysts, from structuring of the semiconductor light absorber, and tailoring interfaces in dielectric media to the design of metallic catalysts.

Micro- and nano-scale semiconductor wire arrays can exhibit enhanced absorption at certain wavelengths due to light coupling into resonant waveguide modes [106]. Nanocone arrays of semiconductor light absorbers can be used for broadband enhancement of absorption by introducing a continuous radius change that enables excitation of a continuum of resonant waveguide modes across the visible solar spectrum [107]. Such nanocone arrays can either be fabricated via etching or formation of conical templates that conformally shape a deposited semiconductor layer [108].

By synthesizing dielectric rather than semiconductor nanocone arrays, the high index and low loss of the dielectric material allows incident light to be resonantly transmitted via waveguide modes of the lossless dielectric cone array, into



**Figure 17.** Summary of optical management strategies utilizing structuring in semiconductor, dielectric, and metal for photo(electro)chemical applications.

the device active absorber layer. Catalysts can then be deposited in the surrounding space between the dielectric nanocones [109]. The dielectric nanocone serves multiple functions such as a mould for the deposited thin film semiconductor, to boost absorption by introducing an impedance matching condition and waveguide mode [110].

Other light management schemes include control of reflection and scattering, excitation of Mie resonances in semiconductors and dielectrics, impedance matching to free space, coupling to whispering gallery modes, and plasmonic structures with various geometries—all these are tools to enable light management for solar fuels. Specifically, the strongly localized electric fields near plasmonic nanoparticle catalysts can facilitate absorption in semiconductors. Shifting the plasmonic resonance away from the visible to shorter ultraviolet wavelengths can result in an effectively transparent metal catalyst with limited reflection loss [8]. Moreover, plasmonic materials can themselves harvest light and generate non-equilibrium ‘hot’ carriers for fuel generation [111]. Other new approaches to light management include nanoporous structures and generation of a strong coupling condition between absorbers and optical modes of a Fabry–Pérot nanocavity [112].

The idea of nanostructuring in materials for light management in solar fuels is general and is not limited to a specific chemical reaction. However, appropriate catalytic materials need to be utilized according to the reactions and desired products to allow efficient conversion. Taking CO<sub>2</sub> reduction for example, Au, Ag, Cu, Pd are usually chosen as catalysts. Moreover, due to the relatively larger overpotential for CO<sub>2</sub> reduction, optical designs allowing more catalytic surface area and higher catalytic current are desirable.



## Current and future challenges

Nanostructuring of materials to introduce new optical modes is an interesting approach for energy harvesting applications, including photovoltaics and solar fuels. However, scalability of nanofabrication is a prominent concern. Standard nanofabrication methods including epitaxial growth, pattern definition by electron beam lithography and dry etching, are costly and limited in area scalability. In the field of solar energy, there are widely agreed-upon targets for success, for example, a levelized cost of electricity of  $< \$0.02 \text{ kWh}^{-1}$  for photovoltaics, and cost of  $< \$2 \text{ kg}^{-1} \text{ H}_2$  for solar hydrogen production [3]. Therefore, scalable, cost-effective, energy-efficient fabrication technologies are needed for future applications of photonic nanostructures in solar fuels.

In addition, parasitic absorption in materials can lead to efficiency losses in real-world structures. There are many aspects of material microstructure and morphology to be considered, including defect density, crystallinity, and doping concentration. These among other factors can influence the optical and electrical properties, resulting in variability and degradation of device efficiency relative to design targets.

Nanostructuring of the catalytic interfaces can increase the catalytic active site density until mass and charge transport limitations are encountered. The high curvature of nanostructured morphologies leads to strong localized electric fields that can influence the cation concentration in the electrolyte, yielding higher catalytic current density, introducing a local pH enhancement and possibly tailoring the reaction kinetics [113]. A full understanding of these interrelated factors affecting device performance remains challenging.

For example, nanostructured plasmonic materials are distinctly suited to hot carrier generation. The tunable geometry and composition of plasmonic materials and interfaces opens the intriguing possibility to access chemical reaction pathways for solar fuels that are not available in conventional solar fuels generators based on transport of thermalized carriers. Bimetallic nanostructures ranging from antenna-reactors to core-shell structures or alloys further expands the design space for controlling of photocatalysis. However, the excited states lifetimes of hot carriers are extremely short, so careful design is important to facilitate charge transfer before thermalization or recombination.

Thus to date, challenges associated with charge transfer of hot carriers have resulted in incident photon-to-electron conversion efficiency for such systems typically  $< 1\%$ . Fundamental studies and innovative design strategies are needed to enable efficient interfacial electron transfer and extreme light confinement at catalyst/light absorber interfaces, to enable highly efficient hot carrier photoelectrochemical devices.

## Advances in science and technology to meet challenges

For the past several decades, extensive effort has been devoted to development of economical nanostructure manufacturing methods, including nanoimprint lithography, metal assisted

chemical etching, and thin film transfer methods that can be adapted to the fabrication of photo(electro)chemical devices. Availability of repeatable and vacuum-free processes are important to address the cost of scalable fabrication.

Thanks to advances in optical simulation methods, quantitative determination of the role parasitic absorption of specific materials within complex solar fuels devices is now possible, which is not easily accessed experimentally. However, electromagnetic simulations reveal that the performance of a solar fuels device is sensitive to both its material properties and its geometrical configuration. Imperfections and nonidealities resulting from structure fabrication and defects can lead to discrepancies between optical simulations and experimental measurements.

In order to design photo(electro)chemical device with the highest possible fidelity, optical parameters such material refractive index should be first experimentally characterized. The measured refractive index information can then be directly imported into electromagnetic simulations that are predictive of realistic device performance. The actual geometrical parameters including shape, dimensions and surface roughness can also be determined from experiments and incorporated into simulations to more accurately predict the optical response in comparison with measured spectra.

In a more advanced approach, optimization algorithms can be applied to realize an inverse design process, where parameters can be optimized base on a desired figure of merit. Machine learning and artificial intelligence could allow training with minimum data sets for optimization of performance in complex and nontrivial optical designs in the future.

In addition, photonic approaches that employ the full solar spectrum, extending into the infrared, enables the introduction of a solar heating source to drive photocatalytic reactions. As photo(electro)chemical devices involve many interacting processes, multi-physics simulation tools can help the community achieving better understanding of system operation, from light harvesting to fuel production. Characterization of non-equilibrium processes with short time constants requires advanced optical techniques like pump-probe transient absorption and emission spectroscopies, to fully reveal underlying photoelectrochemical processes [114].

## Concluding remarks

In summary, sophisticated optical designs can now be developed for solar fuels generator that maximize light harvesting in absorber materials, without optical losses from catalysts and other optically inactive materials, allowing for efficient carrier transport and device operation. Innovation in the area of scalable nanostructure fabrication techniques is needed to enable practical application of nanostructures in scalable solar fuels generators. Lastly, a promising future direction for solar fuels devices is to embrace inverse design, machine learning, and artificial intelligence methods to enable improved structure design or even global optimization for superior photonic performance.

## 11. Accelerating discovery of photoactive materials

John M Gregoire<sup>1</sup> and Mehmed Z Ertem<sup>2</sup>

<sup>1</sup> Division of Engineering and Applied Science and Liquid Sunlight Alliance, California Institute of Technology, Pasadena, CA 91024

<sup>2</sup> Chemistry Division, Brookhaven National Laboratory, Upton, NY 11973

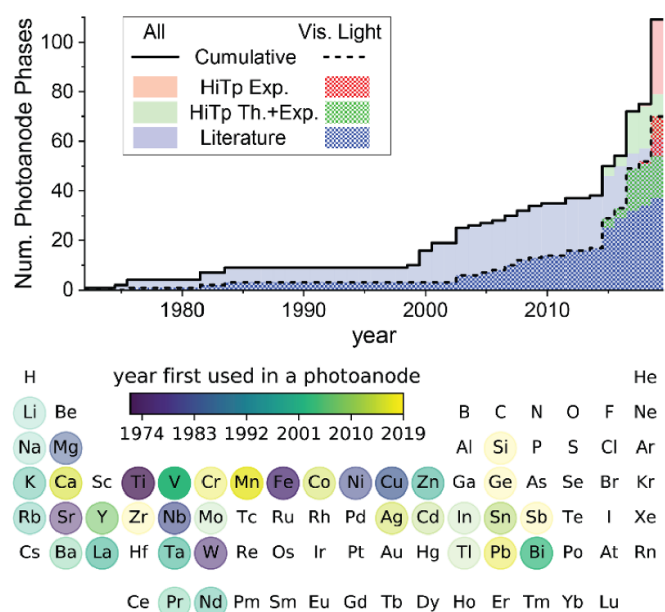
### Status

Herein we discuss the materials discovery challenges and opportunities that are particular to the aforementioned approaches to photoelectrode and hybrid photoelectrode development: solid state photoelectrodes (section 12), nanostructures thereof (section 10), molecular (photo)catalysts (section 13), and their integration to photoelectrodes. Commensurate with their utilization in early solar photochemistry devices and parallel development for photocatalytic degradation of organics, solid-state photoelectrode materials have been a common target of accelerated materials discovery efforts, and the critical role of molecular specificity for controlling specificity defines a primary opportunity for continued advancement of solar fuels systems. New materials and molecular catalysts will be needed to establish an efficient, durable, and scalable solar fuels technology, providing an opportunity for well-conceived and executed strategies for accelerated discovery to transform the field.

Methods to accelerate discovery and development of solid-state solar fuels materials build on advancements in high throughput and combinatorial materials science [115]. High throughput computation for solar fuels materials discovery has similarly leveraged first principles-based screening techniques in broader efforts such as the Materials Genome Initiative. As a result of the combined solar energy conversion and catalysis requirements for a solar fuels photoelectrode, materials discovery efforts have leveraged and expanded techniques developed for photovoltaics and electrocatalysis research. Consequently, accelerated screening of solar fuels materials has resulted in foundational advancements in the integration of materials physics and chemistry, as well as theory and experiment, to accelerate screening. Despite the efforts for discovery of molecular and material catalysts for solar fuel generation, high throughput experiments and computation to screen hybrid photoelectrode systems is an underexplored research area that critically needs advancement of techniques to accelerate discovery efforts.

### Current and future challenges

Commencing with pioneering high throughput experimentation [116], accelerated photoelectrode discovery efforts have been prolific with respect to discovery of new candidate photoelectrode materials for development into solar fuels



**Figure 18.** The evolution of solar fuels photoanode materials discovery. (top) The number of metal oxide phases demonstrated to be a photoanode, along with the subset demonstrated using visible light, are shown with breakdown by literature discovery (primarily by traditional methods), by high throughput experimental validation of theory predictions, and by combinatorial screening around theory predictions. (bottom) The map of the first time a metal element was demonstrated in a metal oxide photoanode demonstrates the rapidly expanding chemistry applicable for solar fuels photoelectrode development. Reproduced from [117] with permission.

systems (figure 18) [117], although for the most part such discoveries have yet to lead to commensurate success in advancing the efficiency, durability, and scalability of solar fuels generators, which has been identified as a grand challenge for the field [118]. While solar absorber discovery for photovoltaics includes consideration of environmental stability, the requisite interactions with the environment are relatively limited, i.e. light in and electricity out. For photoelectrodes, the environmental interactions include chemical transformations that occur at an interface with electrolyte, whose support of the chemical transformations poses limitations far beyond those that exist in the solid-state junctions between the photoabsorber and current collectors in photovoltaics. The most central consequence of this environmental interaction is the propensity for the solar absorber materials to corrode, and the thermodynamics of corrosion vary substantially with composition and phase [119]. In metal oxide photoanodes, the breadth of elements from which solar fuels materials can be made has greatly expanded in recent years (figure 18), creating opportunities for designing chemistries with enhanced stability and/or functional passivation layers. Since the durability requirements must be simultaneously met with the solar energy conversion requirements, desirable chemistries for durability and visible light absorption may only be applicable if they can lead to photoelectrodes with the

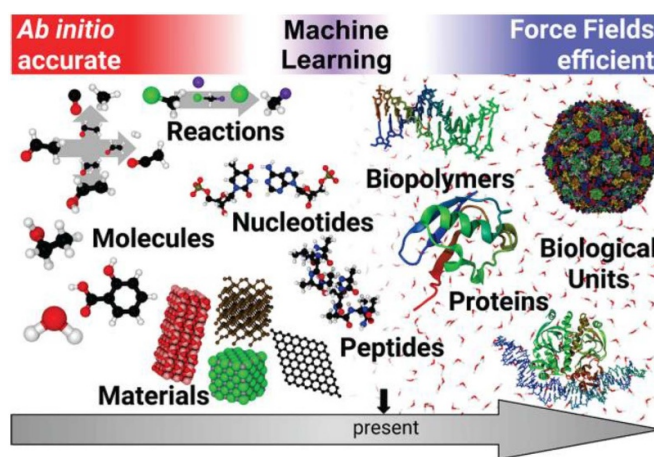
requisite charge separation and charge carrier properties. The potential benefits of nanostructuring are not easily realized in any given material since the etch and/or selective growth processes are customized for specific semiconductors. High throughput efforts can best contribute by providing the information necessary to design specific nanostructures for targeted synthesis.

Photocatalysts and hybrid photoelectrodes with molecular catalysts anchored on heterogeneous materials are especially promising for selective photoreduction of CO<sub>2</sub> to specific carbon products, with durability being a primary challenge. Advancements in integration strategies considering the local microenvironment of catalyst-semiconductor interfaces is critical to enhance the durability of hybrid photoelectrodes during multi-electron/proton catalytic reactions. Another key challenge for the development of hybrid photoelectrode systems is that despite their high selectivity for specific carbon products (e.g. CO), only a few molecular catalysts could convert CO<sub>2</sub> to liquid solar fuels (e.g. methanol) which presents an opportunity for theory guided accelerated discovery of new candidate molecular catalysts. Furthermore, computational screening of hybrid photoelectrode systems requires accurate and efficient theoretical approaches to model the complex semiconductor—catalyst interfaces with consideration of the local microenvironments including interactions with and variation of the electric field, solvent, ions, cocatalysts, etc.

### Advances in science and technology to meet challenges

The comprehensive evaluation of all possible photoelectrode materials with all possible coatings is untenable, and ultimately optimized coatings are only required when surface recombination and/or catalysis have been identified as performance-limiting, which is not the case in nascent photoelectrode materials. While high throughput synthesis methods of photoelectrode materials have been demonstrated with a material quality sufficient for materials discovery campaigns, existing high throughput workflows are insufficient to answer the subsequent critical question regarding intrinsic performance limitations. Given the importance of controlling defect concentrations and grain boundaries in such studies, a moderate throughput synthesis of high semiconductor quality photoelectrodes could be transformative, although planning e.g. epitaxial syntheses are far from automated and generally-applicable, motivating some community brainstorming at how theory and experiment can be integrated to tackle this challenge. Following identification of hero candidates with respect to electronic properties, high throughput coating integration and photoelectrochemical screening can then be deployed to identify the transformative photoelectrodes.

The interface discovery efforts to complement down-selection by bulk properties can benefit from computational prediction of kinetic (through the development of a self-passivation layer) or thermodynamic corrosion



**Figure 19.** Development of machine learning based methods affording *ab initio* level accuracy with enhanced computational efficiency will greatly facilitate modeling computationally demanding systems such as hybrid photoelectrodes featuring complex semiconductor—catalyst interfaces with consideration of the local microenvironments including solvent, ions, cocatalysts, etc. Reproduced from [122] with permission.

protection, with evaluation of whether the resulting multi-layered semiconductor-to-liquid transition inhibits charge separation. Emerging methods such as real-time corrosion measurements can accelerate our understanding of the evolution of photoelectrodes under operation [120], and electronic structure theory should greatly facilitate understanding the heterojunctions as well as recombination centers that are introduced so that next generation materials can be designed to avoid the pitfalls of under-performing materials to date.

The most promising opportunities for accelerating the development of optimized nanostructured photoelectrodes is the combination of detailed characterization of the semiconductor material and parameterized models of the impact of nanostructuring in photoelectrode performances. Example properties of interest for characterization include whether majority and minority carrier transport are governed by polaronic or band-like transport, anisotropies in carrier transport, facet-dependent surface dipoles, and the relevant chemistry and structure of intentional or self-forming surface coatings. This information can guide design of nanostructures, for example epitaxial nanowires with specific dimensions, providing sufficiently specific instructions for nanostructure synthesis so that the synthesis can proceed using traditional methods.

Computational high throughput screening and machine learning methods could provide a venue to accelerate the discovery of the molecular catalysts especially for the reduction of CO<sub>2</sub> to liquid solar fuels (Figure 19). Transition-metal based catalysts are prime targets for CO<sub>2</sub> reduction and in recent years machine learning models have been developed to predict the chemical properties of transition-metal complexes despite the challenges such as availability of robust data sets and transferability issues [121]. The advances in the ML

models with increased benchmark data from experimental and theoretical studies is expected to accelerate the discovery of transition-metal based catalysts for the reduction of CO<sub>2</sub> to valuable products beyond CO and formate. In addition, (a) the progress in ML force fields [122] to provide *ab initio* level accuracy with enhanced computational efficiency, (b) application of ML techniques to improve the accuracy and accelerate quantum chemical calculations (e.g. density functional theory) [123], and (c) their application to molecule and material systems could enable efficient detailed computational modeling of hybrid photoelectrode systems taking into account the effect of the solvent, ions etc at the semiconductor—catalyst interface. Such advancements together with multiscale modeling approaches will enable high throughput screening of hybrid photoelectrodes for different semiconductor, catalyst, linker, solvent etc combinations. As computational workflows accelerate their generation of candidate (photo)catalysts, a commensurate advancement in experimental validation of predictions will be needed, which can be further accelerated when coupled with artificial intelligence guidance, e.g. active learning. A robotic platform for conducting such experiment was recently demonstrated for molecular hydrogen evolution photocatalysts [124], highlighting that this futuristic opportunity is rapidly becoming a central strategy in accelerated discovery efforts.

## Concluding remarks

Collectively, accelerated photoelectrode materials discovery and development should proceed under recognition of several cross-cutting challenges: (a) computational methods have to-date facilitated the study of individual materials properties, providing opportunity to develop methods that simultaneously consider multiple requisite properties; (b) accelerated discovery efforts have focused on finding any candidate materials, and as limiting factors of those materials are elucidated, the new generation of materials discovery efforts needs to explicitly design materials that avoid the same pitfalls; (c) the discovery and reporting of individual component materials lacks the context of the materials integration that is necessary for a solar fuels generator, creating an opportunity to accelerate the characterization of interfaces and microenvironments for improved solar conversion efficiency and durability; (d) establishing absorption and transport properties of light harvesting materials will enable principled design of high performance photoelectrodes, demonstrating how accelerated characterization of intrinsic properties can complement study of interfaces and device-level properties; (e) automation of computational experimental workflows will help address these challenges and be strengthened with data science-based integration of theory and experiment.



## 12. From materials discovery to functional photoelectrodes

Ian D Sharp<sup>1</sup>, Kyoung-Shin Choi<sup>2</sup> and Jae Sung Lee<sup>3</sup>

<sup>1</sup> Walter Schottky Institute and Physics Department, Technische Universität München, 85748 Garching, Germany

<sup>2</sup> Department of Chemistry, University of Wisconsin-Madison, Madison, WI 53706, United States of America

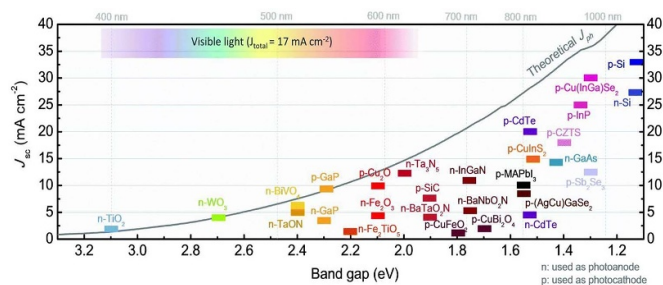
<sup>3</sup> Department of Energy Engineering, School of Energy and Chemical Engineering, Ulsan National Institute of Science and Technology (UNIST), Ulsan 44919, Republic of Korea

### Status

Semiconductor photoelectrodes serve as the engines of solar fuels devices and must simultaneously fulfil several important requirements in order to drive the efficient conversion of light to chemicals. In addition to capturing solar energy, promoting charge carrier separation and transport, and permitting efficient interfacial carrier injection, these materials must be stable (or stabilized) under resting and operating conditions. Many potentially promising photoelectrode materials have been identified in the last decade, aided by advances in computational materials predictions and high throughput synthesis and screening approaches [117], as described in section 11. However, photoelectrodes that can significantly outperform previously developed materials have not yet emerged from these efforts. Understanding the underlying reasons is necessary to improve the effectiveness of our future photoelectrode development.

Developing high-performance photoelectrodes depends not only on discovering new bulk compositions but also on optimally controlling semiconductor defects, dopants, and interfaces. In order to rationally control the latter aspects, an atomic-level understanding of their influences on charge transport and recombination, as well as interfacial energetics, must be achieved. Fortunately, significant knowledge has been accumulated in the last decade on these matters, increasingly aided by surface, *in situ*, and *operando* techniques, as well as the tight integration of experiment and computation. These advancements, which contributed significantly to the understanding and continuous improvement of existing photoelectrode materials (figure 20) [31], will help to accelerate the optimization of any promising photoelectrodes developed in the future.

Another notable advancement made in the last decade is the assembly of multi-layer photoelectrodes where photon-absorbing layers are coupled with buffer, protection, and catalyst layers with optimal interfaces [38]. These multilayer structures may effectively relax some of the critical requirements for photoelectrodes. For example, protection layers that can suppress photocorrosion have made it possible to reconsider the use of efficient and inexpensive photoelectrodes that are not photostable. The progress on buffer, protection, and catalyst layers has therefore become an important part of photoelectrode development that directly affects the evaluation of future materials. Based on these considerations, this piece of



**Figure 20.** The state-of-the-art photocurrent density ( $J_{sc}$ ) of photoelectrodes for PEC water splitting under standard conditions of 1.0 sun at 1.23  $V_{RHE}$  for photoanodes and 0.0  $V_{RHE}$  for photocathodes. Adapted from [31] with permission from the Royal Society of Chemistry, copyright 2019.

the roadmap aims to discuss the current challenges of and future strategies for developing efficient and stable (i.e. functional) photoelectrodes.

### Current and future challenges

While general requirements for photoelectrodes are well-established, screening and down-selecting new photoelectrode materials is not straightforward. The major difficulty in rapidly evaluating photoelectrodes is that many photoelectrochemically important features such as the photocurrent onset potential and electron–hole recombination rate are affected considerably by factors that are not intrinsic to the materials (e.g. purity, crystallinity, defects and disorder, grain structure). Therefore, when a new semiconductor is prepared as a low-quality polycrystalline photoelectrode, the properties and limitations that are truly intrinsic to the material may not be accurately evaluated, leading to incorrect assessments. In order to effectively prioritize materials for future studies, preparing photoelectrodes with sufficient quality is crucial to determining the nature of the limitations and whether or not they can be resolved.

To elaborate, many photoanodes developed in the past decade based only on the metric of their bandgap did not become successful because their photovoltage gain was insufficient (e.g. <0.6 V) [125]. Various factors affect the photocurrent onset potential, and some of them, such as surface and bulk recombination, doping density, and surface termination, may be optimized. However, if the onset is fundamentally limited by poorly aligned band edge energetic positions, it is significantly more challenging to make meaningful improvements to the material as a photoelectrode [126].

Some materials with promising bandgaps and band positions still did not lead to successful photoelectrode developments because they suffer from extremely short carrier diffusion lengths, fast photocarrier recombination times, and low electron–hole separation yields [127]. Considering that most of these materials possess partially occupied *d*-bands, one straightforward future direction is the prioritization of photoelectrodes on the basis of their electronic structure, emphasizing materials that do not contain partially occupied

*d*-bands. Another important consideration is that certain semiconductors exhibit a strong electronic tolerance to structural defects, which can greatly accelerate their development towards high performance photoelectrodes. Several properties have been identified to promote such tolerance [128]. For example, a large dielectric constant yields strong electronic screening, which reduces trap state capture cross-sections, decreases ionized impurity scattering, and lowers exciton binding energies, all of which are favorable for increasing carrier extraction efficiencies. This improved understanding of defect tolerance offers another new guideline for future photoelectrode development.

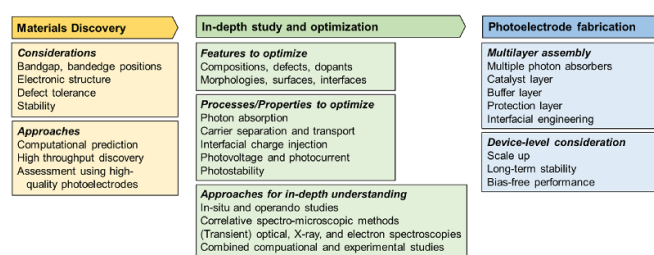
Even for those materials that can support high efficiency light capture and charge separation, (photo)chemical stability under both reaction and resting conditions remains a critical challenge. Application of advanced corrosion mitigation strategies, such as integration of conformal protection layers and electrolyte engineering [129], can greatly extend operational lifetimes. Self-passivating materials featuring dense and non-soluble corrosion products are of particular interest as their chemical tolerance to interfacial imperfections may significantly increase their chance to reach long-term durability targets [102].

### Advances in science and technology to meet challenges

The advances made in computational materials predictions in the past decade may aid in discovering new photoelectrodes using the aforementioned guidelines. High throughput synthesis and screening may also help to expedite materials discovery, but it is important to recognize that these methods typically yield polycrystalline materials with limited control over purity, disorder and defects, which affect the screening results considerably. The materials deserving more focused future studies should be prioritized based on the accurate assessment of limitations and strategies to address them (figure 21).

Studies on bulk single crystals and epitaxial films will be highly beneficial in understanding orientation-dependent optical and electronic properties, as well as surface-dependent photoelectrochemical characteristics. By offering surfaces that can be modeled relatively easily, these studies will also enable more tightly integrated experimental and computational investigations to elucidate the impacts of interfaces on photoelectrochemical function [130]. The results obtained from these studies can then be used to produce device-level, inexpensive polycrystalline photoelectrodes whose surfaces and interfaces are rationally tailored to maximize the photoelectrochemical properties.

Currently, a large gap is the lack of physically reasonable accelerated testing protocols and standardized tests that can be applied to truly predict the operational stability of photoelectrodes. Underpinning accelerated testing strategies is the need to understand (photo) corrosion mechanisms occurring over a broad range of time scales. While photo electrode



**Figure 21.** A scheme summarizing efforts required for functional photoelectrode development.

degradation is ubiquitous, detailed studies of (photo) corrosion processes are much less common. Thus, photo electrode development efforts would greatly benefit from a concerted international effort devoted to improved understanding of instability, with the aim of establishing meaningful accelerated stability testing protocols.

Major advances in *in situ* and *operando* characterization, as well as correlative spectro-microscopic methods, offer an increasingly powerful toolset for understanding the complex and often interrelated processes that govern efficiency loss and degradation in photoelectrodes and their assemblies. The ability to apply (transient) optical, x-ray, and electron spectroscopies, as well as advanced scanning probe methods, to working photoelectrochemical interfaces has been and will continue to be crucial for developing functional photoelectrodes. New advances in these and related methods will be essential, and especially exciting opportunities emerge as next generation synchrotrons come online during the next decade.

### Concluding remarks

Decades of research in both photoelectrochemical and photovoltaic energy conversion provide a difficult lesson: the path from the initial discovery of a new material to a functional light absorber capable of reaching high energy conversion efficiencies can be long and tortuous. Along this pathway, the critical role of defects, impurities, and interfaces on the optoelectronic and photoelectrochemical properties of the semiconductor must be understood and precisely controlled. Fortunately, considerable accumulated knowledge regarding semiconductor physics, materials synthesis, and interface science can be leveraged to accelerate these development efforts. With the advent of predictive computational materials discovery and high throughput synthesis and screening, an emerging challenge for the researcher is to rationally select photoelectrode materials with a probable pathway towards efficient and stable photoelectrochemical energy conversion. In this regard, assessment of the semiconductor band gap is insufficient. Key selection criteria must be expanded to critically include band energetics, electronic structure, defect tolerance, and surface chemistry before precious time and resources are invested in development and optimization of functional photoelectrode materials.

### 13. Molecular photoreduction and photocatalysts on photofunctional solid materials

Osamu Ishitani

Department of Chemistry, Tokyo Institute of Technology, 2-12-1-NE-1, Ookayama, Meguro-ku, Tokyo, Japan

#### Status

Research on artificial photosynthesis garnered significant attention during two different periods: one period started during the oil crisis in the 1970s as a countermeasure against the shortage of energy and carbon resources, whereas the other period is presently as a countermeasure against the global warming problem. During both periods, metal complexes were used as one of ‘central players,’ particularly for photocatalytic CO<sub>2</sub> reduction, mainly owing to their high CO<sub>2</sub> reduction selectivity against proton reduction. Visible-light-driven CO<sub>2</sub> reduction to useful and high-energy carbon materials might provide a solution for the above-described serious problems for human beings.

Lehn *et al* firstly reported selective and efficient photocatalysts for CO<sub>2</sub> reduction using *fac*-Re(bpy)(CO)<sub>3</sub>X (X = Cl, Br; bpy = 2,2'-bipyridine) as a ‘photocatalyst’ and triethanolamine as a reductant [131]: the only product was CO with relatively high quantum yield ( $\Phi_{\text{CO}}$ ) of 14% but a low turnover number. This is also the first study to prove that the carbon source of the product is CO<sub>2</sub> by using isotope-labeled <sup>13</sup>CO<sub>2</sub>, which is an essential experiment in the field of photocatalytic CO<sub>2</sub> reduction. Mechanistic studies clarified that *fac*-Re(bpy)(CO)<sub>3</sub>X changed its structure in the initial stage of the photocatalytic reaction to two different complexes as a redox photosensitizer that initiates photochemical one-electron transfer and as a catalyst that accepts the electron from the redox photosensitizer, stores multiple electrons, and activates CO<sub>2</sub>, both of which are necessary for constructing efficient photocatalytic systems for CO<sub>2</sub> reduction [132, 133].

Based on these findings, various molecular photocatalytic systems consisting of both the photosensitizer and the catalyst have been developed [134, 135]. As the photosensitizers, mainly Ru(II) trisdiimine complexes have been used, and Ir(III)- and Os(II)-complex photosensitizers have been recently reported. Re(I), Ru(II), and Mn(I) diimine carbonyl complexes were used as efficient catalysts. In addition, the development of the molecular photocatalysts without using rare and/or precious metals, such as Cu(I)-complex and organic photosensitizers and Mn(I), Ni(II)-, Co(I)-, and Fe(II)-complex catalysts has become an active topic [136]. To develop practical systems for photocatalytic CO<sub>2</sub> reduction, numerous functions should be added to the system, as described in the following section. Reduction products are CO and/or HCOOH in most of the reported photocatalytic systems consisting of the molecular photosensitizer and catalyst.

The product distribution strongly depends on the catalyst used in the photocatalytic system and reaction conditions such as solvent and pH [135]. For example, the systems using the Re(I) complexes as the catalyst selectively give CO as the only

product almost without HCOOH and H<sub>2</sub> formation even in an aqueous solution. In the case of [Ru(bpy)<sub>2</sub>(CO)<sub>2</sub>]<sup>2+</sup> which was firstly reported by Koji Tanaka’s group as the catalyst, HCOOH is the main product in basic solvent while, in an acidic solution, CO and H<sub>2</sub> form as main products.

#### Current and future challenges

Highly efficient, durable, and selective photocatalytic systems consisting of transition metal complexes and a relatively strong reductant, such as aliphatic tertiary amine, have been reported for CO<sub>2</sub> reduction by using transition metal complexes both as the photosensitizer and the catalyst ( $\Phi \leq 83\%$ , TON > 3000) [135]. For developing artificial photosynthesis as a practical CO<sub>2</sub> utilization system, however, there should be numerous additional functions that must be added. Figure 22 shows the necessary functions.

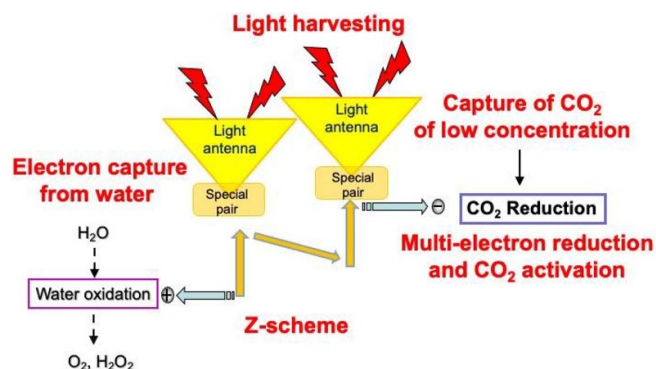
- Light harvesting: The photon flux of solar light is very low, and the visible-light absorption ability of molecules is not very high. To minimize the number of the photocatalyst molecules that usually require complicated structures and of which synthesis requires high costs, simple and low-cost light-harvesting systems are required for practical use.
- Visible light should be used because the content of high-energy ultraviolet light is 5%–6% in solar light. From this view point, modeling of the Z-scheme in natural photosynthesis should be one of the ideal solutions. The Z-scheme induces both strong reduction and oxidation powers via the step-by-step absorption of two low-energy photons, which causes the transfer of one electron from the oxidation site to the reduction site.
- Capture of CO<sub>2</sub> from exhaust fumes from large sources such as thermal power plants and iron manufactures, which contain several %–20% of CO<sub>2</sub>. CO<sub>2</sub> capture from air (~400 ppm CO<sub>2</sub>) and usage of captured CO<sub>2</sub> is a desirable challenge.
- The use of water as the reductant, which can be used in substantial quantities and is low-cost. Because the oxidation power of the frequently used photosensitizers in their excited state is relatively low, expensive and quantitatively restricted sacrificial reductants have to be used in the reported photocatalytic systems consisting of only metal complexes.
- Efficient and durable catalysis with high selectivity for CO<sub>2</sub> reduction even in an aqueous solution because water should be used as the reductant as previously described.

#### Advances in science and technology to meet challenges

Recently, hybrid systems consisting of the CO<sub>2</sub> reduction photocatalyst and materials with other functions have been reported.

Inagaki *et al* reported that periodic mesoporous organo-silica (PMO), which acts as a light-harvesting material in which numerous organic groups are embedded in the silica





**Figure 22.** Required functions for CO<sub>2</sub>-reduction photocatalytic systems.

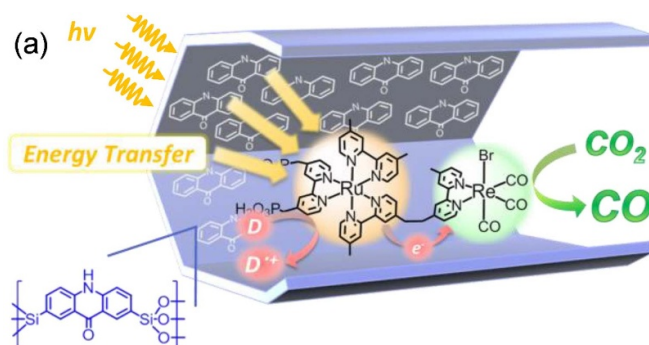
framework as visible-light absorbers was hybridised with the supramolecular photocatalyst constructed with Ru(II) photosensitizer and Re(I) catalyst units that are connected to each other with a bridging ligand for accelerating electron transfer between the photosensitizer and catalyst units; the supramolecular photocatalyst was grafted onto the PMO mesochannels with acridone embedded in the walls (figure 23(a)): photons absorbed by several tens of the acridone groups are accumulated into one photosensitizer of the supramolecular photocatalyst and then efficient CO<sub>2</sub> reduction was induced [137].

Hybrids of metal complexes with semiconductor materials have been actively investigated. For instance, Son, Pac, and Kang reported that both photosensitisers and catalysts are connected on TiO<sub>2</sub> can photocatalyse efficient CO<sub>2</sub> reduction and H<sub>2</sub> evolution in which TiO<sub>2</sub> works as an ‘electrical wire’ between the photosensitizer and catalyst [138].

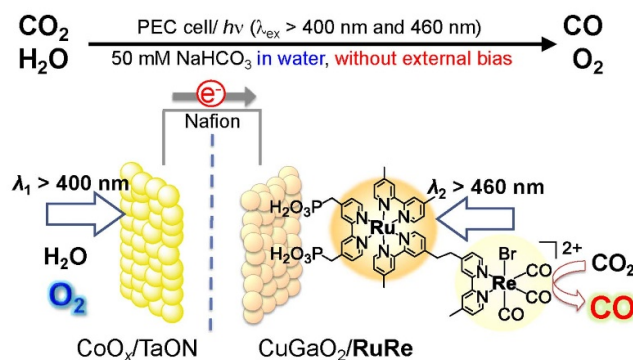
The Z-scheme systems were constructed as hybrids consisting of the supramolecular photocatalyst and semiconductor with high photooxidation power, in which both the photosensitizer unit of the supramolecular photocatalyst and semiconductor absorb photons and can produce both CO<sub>2</sub>-reduction photocatalysis and high oxidation power. In photoelectrochemical systems, visible-light-driven photocatalytic CO<sub>2</sub> reduction was achieved by using water as a reductant: a combination of a Ru(II)-Re(I) supramolecular photocatalyst, which is adsorbed on a CuGaO<sub>2</sub> (p-type) electrode, photocathode and a TaON (n-type) photoanode with CoO<sub>x</sub> co-catalyst for water oxidation (figure 23(b)) [139].

Direct photocatalytic reduction of low concentrations of CO<sub>2</sub> is possible in molecular photocatalytic systems in which the catalyst unit can accept CO<sub>2</sub> by insertion into a meta-oxygen bond [132] or metal-organic frameworks with selective affinity for CO<sub>2</sub> [140].

Thus, one or two of the necessary function(s) can be added to the molecular photocatalysts for CO<sub>2</sub> reduction. However, we must mention that all of the functions shown in figure 22 must be combined in one system. In addition,



(b)



**Figure 23.** Photocatalytic hybrid systems of the Ru(II)-Re(I) supramolecular photocatalyst for CO<sub>2</sub> reduction with (a) periodic mesoporous organosilica as light harvester and (b) semiconductor photoelectrodes for water oxidation.

we need new chemical engineering for constructing the artificial photosynthesis for CO<sub>2</sub> reduction as a practical solar-energy-conversion plant.

## Concluding remarks

In this section, we focus on the molecular photocatalysts for CO<sub>2</sub> reduction. Other molecular photocatalysts for H<sub>2</sub> evolution, water oxidation, and N<sub>2</sub> fixation have also been actively investigated. Although the target reactions of these systems are different, all of them should have the same or similar additional photofunctions as the CO<sub>2</sub> reduction systems, as shown in figure 22, for practical usage. As described in the previous part, the development of the new chemical engineering is also required for the application of all the artificial photosynthesis. The plants should efficiently absorb solar light, introduce CO<sub>2</sub> into the photocatalytic system, and separate the reduction product(s) of CO<sub>2</sub> and the oxidation product(s) of water, and so on. Both chemists and chemical engineers should discuss this issue and work together for the future of humankind.



## 14. Photocathode design: fundamental challenges and paths forward for CO<sub>2</sub> reduction

Joel W Ager<sup>1,2,3</sup> and Rajiv Ramanujam Prabhakar<sup>3</sup>

<sup>1</sup> Materials Sciences Division, Lawrence Berkeley National Laboratory, Berkeley, CA 94720, United States of America

<sup>2</sup> Department of Materials Science and Engineering, University of California, Berkeley, CA 94720, United States of America

<sup>3</sup> Chemical Sciences Division, Lawrence Berkeley National Laboratory, Berkeley, CA 94720, United States of America

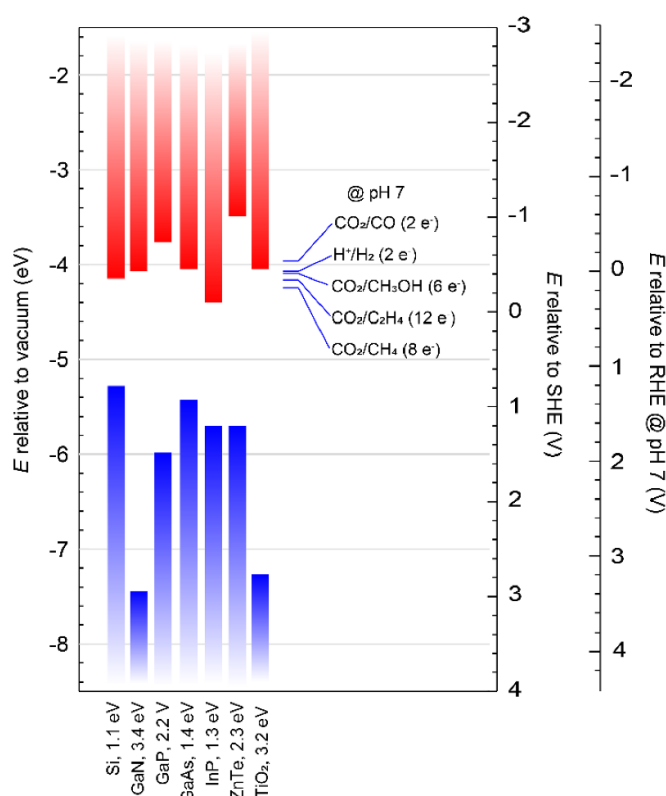
### Status

The prospect of performing solar to chemical energy conversion using the non-equilibrium electrons and holes produced by illumination of semiconducting materials has been of interest since the pioneering work of Fujishima and Honda on water splitting by TiO<sub>2</sub>. A large number of photoelectrochemical (PEC) configurations are possible, ranging from wide band gap semiconductors capable of driving water splitting and CO<sub>2</sub> reduction without additional energy input to combinations of photocathodes and photoanodes in different illumination configurations [141]. Considered here are photocathodes in which illumination produces a non-equilibrium population of electrons, which can be used to drive the hydrogen evolution reaction (HER) and CO<sub>2</sub> reduction (CO<sub>2</sub>R). However, in contrast to water splitting, there are very few reported photocathodes which drive CO<sub>2</sub>R reactions without any co-catalysts [142].

The simplest reduction reaction relevant to solar energy conversion is two-electron conversion of protons to H<sub>2</sub>(g),  $2\text{H}^+ + 2\text{e}^- \rightarrow \text{H}_2(\text{g})$  ( $E^0 = 0.0$  vs SHE). From an energetic point of view, the requirement to drive this reaction (HER) to the right is well-established: the electrochemical potential of the electrons (or equivalently, their (quasi-)Fermi level) must be more negative than the corresponding  $E^0$  at the location where the reaction is possible. Thus, if a direct contact between the semiconductor and electrolyte is envisioned, the conduction band of the semiconductor must be more negative than the target redox reaction. This situation, depicted in figure 24, is realized by a number of semiconductors such for typical CO<sub>2</sub>R conditions at pH 7.

### Current and future challenges

However, this picture is necessarily incomplete, especially for the more challenging multi-electron reactions associated with CO<sub>2</sub> reduction. It should be emphasized that the formal band alignments shown in figure 24 represent the equilibrium potential for a hypothetical concerted reaction, i.e. eight electrons and eight protons reacting to make methane. Clearly this is an oversimplification: extensive work over the last ten years has shown that electrochemical CO<sub>2</sub> reduction on metal surfaces occurs via a sequence of proton-coupled electron transfer steps [143]; referring to figure 24, each of these would be expected

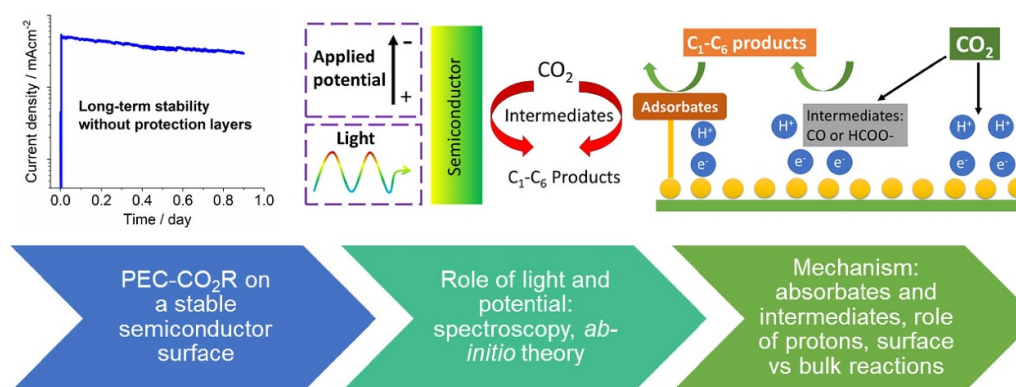


**Figure 24.** Schematic band alignment for selected group IV, III-V, II-VI, and oxide semiconductors with the valence band shaded in blue and the conduction band in red. The equilibrium potentials for CO<sub>2</sub> reduction reactions and for the hydrogen evolution reactions are also shown for pH 7, a typical experimental condition.

to have its own equilibrium potential. Moreover, the reaction intermediates are adsorbed on the metal surface; in the case of semiconductors, one would expect these to modify the surface density of states as well.

Moreover, while it was reported in the 1970s that GaAs photocathodes could produce multi-electron products such as methanol, evidence emerged that corrosion of the surface may have been responsible [144]. In fact, there are very few reports of CO<sub>2</sub>R which can be interpreted simply with the alignment scheme in figure 24 [145]; many studies employ electron transport layers such as TiO<sub>2</sub> in concert with known CO<sub>2</sub> co-catalysts [146]. In these cases, the photocathode is basically functioning in series with the potentiostat to reduce the amount of required negative bias.

Still, there are intriguing reports of CO<sub>2</sub>R to multi-electron products from the semiconductor photocatalysis (PC) literature (there is no applied bias on a photocatalyst as opposed to a photocathode). While most PC studies employ a sacrificial hole scavenger, it appears clear that it is possible to raise the electrochemical potential of the electrons in the particles to a sufficiently negative value to drive the multi-electron processes shown in figure 24. It is also clear that the product distributions reported are very different than known electrocatalysts: e.g. formation of methanol as a major product and also carboxylic acids up to C6 [147, 148]. Thus, to the extent to



**Figure 25.** A roadmap for deeper fundamental understanding of the CO<sub>2</sub>R reaction mechanism on semiconductor photocathodes.

which the environments at the surface of illuminated photocatalysts and photoelectrocatalysts are similar, these findings suggest that PEC CO<sub>2</sub>R under the right conditions may lead to improved selectivity to C<sub>2</sub>+ products compared to currently known electrocatalysts.

### Advances in science and technology to meet challenges

The challenge thus becomes elucidation of the nature of the semiconductor-electrolyte interface under the conditions of non-equilibrium carrier populations and in the presence of the intermediates, mostly likely adsorbed on the surface, of the multi-electron pathways associated with CO<sub>2</sub>R products such as methanol (6 electrons), ethanol (12 electrons), etc. Such an effort can be informed by the substantial recent progress on understanding CO<sub>2</sub>R on metal electrodes [149], keeping in mind the difference in the electrochemical activity of the electrons. In the case of metals, they can be assumed to be in infinite supply at a well-defined Fermi level and potential drop across the double layer but in a semiconductor the situation is more complex [150]. While the quasi-Fermi level position can be assessed, as in photovoltaics, by drift-diffusion simulations incorporating known recombination pathways, there may be an interplay between the active sites for catalysis and surface recombination. There have been efforts to consider these effects for water oxidation on photoanodes (four electron process); this approach could be adapted for the more complicated CO<sub>2</sub>R pathways [151].

A specific advantage of photocathodes is that time-resolved spectroscopic probes can yield detailed information about electrons including lifetimes and occupation of surface states as discussed in section 12. Recently, these types of studies have elucidated the detailed, multi-hole mechanism of water oxidation on metal oxide photoanodes [152]. However,

a major practical challenge is the lack of a stable corrosion-resistant semiconductor on which similar studies for CO<sub>2</sub>R photocathodes could be performed.

We propose a possible roadmap towards deeper fundamental understanding of CO<sub>2</sub>R photocathodes built upon 3 main pillars (figure 25). First would be the development of a corrosion resistant CO<sub>2</sub>R semiconductor photocathode which could be used as a model system. Using such a stable photocathode, the influence of light and applied potential should be investigated on the selectivity of the CO<sub>2</sub>R products. This would elucidate the roles of CO<sub>2</sub>R intermediates, protons and surface reactions on the semiconductor surface which would complement and extend the already existing understanding of CO<sub>2</sub>R on metallic electrocatalysts.

### Concluding remarks

It remains an open question as to whether semiconductor photocathodes can drive photoelectrochemical CO<sub>2</sub> reduction 'directly,' that is using electrons formed by illumination and residing in either the conduction band or surface states close to it, without the assistance of electron transport (aka 'protection') layers and metal co-catalysts. Still, the substantial body of work on oxide photoanodes which drive water oxidation and the smaller, but nevertheless significant, number of reports on photocatalytic CO<sub>2</sub>R to multi-electron products suggest that it is possible. A full understanding of the process must consider the much lower concentration of electrons as compared to metals and will require a comprehensive treatment of the interplay between reaction intermediates and surface recombination. It can be expected, based on the PC literature, that quite different reaction mechanisms and products might be possible. Optimistically, such a system might be capable of improved product selectivity compared to metal electrocatalysts, which provides motivation for undertaking such an effort.

## 15. Oxygen evolution reaction: catalysts, mechanisms, and durability

Alexis T Bell<sup>1,2</sup> and Shannon W Boettcher<sup>3</sup>

<sup>1</sup>Department of Chemical and Biomolecular Engineering, University of California, Berkeley, CA 94720, United States of America

<sup>2</sup>Chemical Sciences Division, Lawrence Berkeley National Laboratory, Berkeley, CA 94720, United States of America

<sup>3</sup>Department of Chemistry and Biochemistry and the Oregon Center for Electrochemistry, University of Oregon, Eugene, OR 97403, United States of America

### Status

The oxygen-evolution reaction (OER) is the critical (photo)anode reaction for (photo)electrochemical production of solar fuels including H<sub>2</sub> from water and hydrocarbons from CO<sub>2</sub>. Efficient catalysts are required with stability of at least a decade. Under acidic conditions, the only stable catalysts are iridium-containing oxides, and these are used in proton-exchange-membrane (PEM) electrolyzers that operate above 2 A cm<sup>-2</sup>, offer direct electrochemical compression, and output high-purity H<sub>2</sub>. The major challenge facing PEM electrolysis is minimizing Ir utilization due to its scarcity and thus high and volatile price [153]. Under basic conditions, by far the most-active catalysts are earth-abundant Ni-Fe-based (oxy)hydroxides which can be prepared directly and also form naturally on the surfaces of Ni and steel anodes in traditional alkaline electrolyzers that have been commercialized for over a century. They also form from all highly-active oxides/phosphide/sulfides used for the OER. These catalysts are potentially relevant to new alkaline-membrane electrolyzers that, in principle, offer the advantages of the PEM systems but use abundant, low-cost catalyst and cell components [154].

Because the electrochemical reduction of CO<sub>2</sub> occurs most-effectively under alkaline conditions (where hydrogen-evolution kinetics are suppressed), anion-conducting membranes are often used to separate the catholyte from the anolyte with OER thus also taking place under alkaline conditions. Unfortunately, much of the CO<sub>2</sub> feed crosses from the catholyte to the anolyte as HCO<sub>3</sub><sup>-</sup> and CO<sub>3</sub><sup>2-</sup>, reducing the utilization of CO<sub>2</sub>. The crossover can be largely eliminated using bipolar membranes, which also provide an alkaline environment for OER [155].

OER in alkaline conditions is the focus of this section. The principle challenges include understanding how the activity and stability of the catalyst are related to composition, structure, and dynamics, particularly at the active site [156]. Metrics for activity are the overpotential at a given current density (defined per unit of superficial or microscopic area), the turnover frequency based on the concentration of hypothesized active-sites, and the Tafel slope (the inverse of which is a measure of how rapidly the current increases with voltage). Typical values for the 'overpotential' range from 150–300 mV at the low current density of 10 mA cm<sup>-2</sup>, depending on

catalyst mass loading and surface area, and for the Tafel slope, 30–40 mV decade<sup>-1</sup> (see, e.g. figure 3 in section 2).

### Current and future challenges

While significant progress has been made in understanding the relationships between the structure/morphology of Fe<sub>x</sub>Ni<sub>(1-x)</sub>O<sub>y</sub>H<sub>z</sub> and related materials, defining the identity, oxidation state, local structure, and dynamics of the active site(s) as well as the role of sites at the edge of (oxy)hydroxide platelets vs their surface, are topics of ongoing research. The relationships between structure/morphology and the loss/recovery of catalyst activity over time is also important.

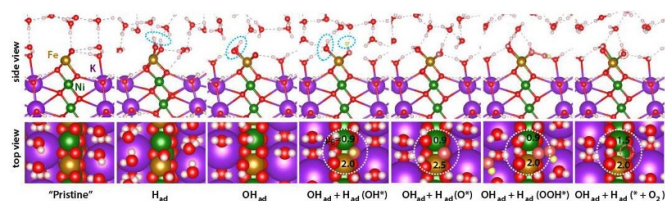
Insights into the structure of Fe<sub>x</sub>Ni<sub>(1-x)</sub>O<sub>y</sub>H<sub>z</sub> and related materials under OER conditions have been obtained by combining information from *in situ* characterization using wide-angle x-ray scattering (WAXS), x-ray absorption spectroscopy (XAS), and Raman and Mössbauer spectroscopy. As-prepared Fe–Ni layered double hydroxides, nominally Fe<sub>x</sub>Ni<sub>(1-x)</sub>(OH)<sub>(2+x)</sub>, undergo oxidation to nominally Fe<sub>x</sub>Ni<sub>(1-x)</sub>OOH at a potential below the onset of the OER [157]. XANES shows that the *average* oxidation state of Ni increases from +2 to between +3 and +3.8, whereas the *average* oxidation state of Fe remains close to 3+ with only small edge shifts observed in samples with high electrochemical accessibility [156]. EXAFS data show that the Fe–O distance in Fe<sub>x</sub>Ni<sub>(1-x)</sub>OOH resembles that for NiOOH and is 8% shorter than in FeOOH indicating some oxidation of Fe<sup>3+</sup> [157]. XAS measurements alone, however, have not yielded a definitive structure under OER conditions. The substitution of Fe for Ni in NiOOH occurs for  $x \sim 0.2$ , but at higher values of  $x$ , FeOOH nucleates as a separate phase [157]. Since the intrinsic OER activity of both NiOOH and FeOOH is considerably lower than that of Fe<sub>x</sub>Ni<sub>(1-x)</sub>OOH [156], the activity is maximized for  $x \sim 0.15$ – $0.20$ .

Attempts to address the precise nature of the active site have been made using density-functional theory calculations. These require assumptions regarding the structure of Fe<sub>x</sub>Ni<sub>(1-x)</sub>OOH and its surface termination at different potentials, and often ignore explicit water and ions in the electrolyte or absorbed on the surface. Most theoretical studies conclude that the active sites are either Fe<sup>3+</sup> or Fe<sup>4+</sup> cations affected by Ni<sup>3+</sup> cations in the host lattice. However, it is important to note that in these structures the cations are all electronically coupled and assignment of formal oxidation states may be misleading. Fe<sup>4+</sup> is found by *in situ* Mössbauer under OER potentials, and this oxidation state largely remains after removal of the bias [158]. Evidence for minority highly-active 'edge' or 'defect' Fe sites have been found [156]; consistent with the Mössbauer study that suggest the majority of Fe<sup>4+</sup> (likely sitting in internal sites in the (oxy)hydroxide sheet) do not exhibit fast OER kinetics (which would lead to fast discharge to Fe<sup>3+</sup>).

### Advances in science and technology to meet challenges

Recent WAXS and XAS experiments coupled with calculations provide new data on the structures and dynamics



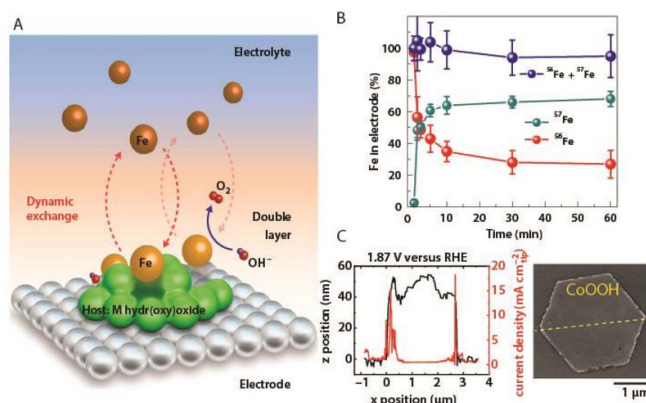


**Figure 26.** Water oxidation on the ‘ $\gamma$ -phase’ of Ni–Fe oxyhydroxides. A reasonable reaction mechanism involves under-coordinated Fe edge sites and the oxidation of a bridging hydroxo. The reaction center is highlighted by the white dashed circle. The numbers indicate the calculated magnetic moment of the metal cations. The ability of Fe cations to access oxidation states of 4+ and above are found to stabilize the key rate-limiting  $O^*$  intermediates at the Fe–O–Ni reaction center. The inclusion of explicit water, realistic chemical and electronic structures, and cations, makes the model a better representation of the real catalyst than most. Adapted from [158].

of Ni–Fe and Co–Fe oxyhydroxides under OER conditions [159]. The experiments show that oxidative phase transitions from the resting state lead to  $\sim 8\%$  contractions in both the in-plane lattice constant and inter-layer distances induced by oxidation of the cations and the dynamics of the intercalated ions. Modeling, including explicit water and ions via *ab-initio* molecular dynamics, suggests OER on the active-phase structures proceeds by a Mars van Krevelen mechanism starting with the oxidation of bridging Fe–(OH)–Ni (figure 26). A key result from the computations is that Fe is easier to oxidize to higher oxidations above +4 compared to Ni, which stabilizes  $O^*$  intermediates at the Fe–O–Ni reaction center compared with that at Ni–O–Ni. This consequently lowers the barrier for  $OH^*$  oxidation to  $O^*$ , the potential limiting step.

Stability is also critical. The ratio of the  $O_2$ -production rate to the metal-dissolution rate is defined as the activity-stability factor [160]. While incorporation of Fe into Ni or Co (oxy)hydroxide significantly increased activity, Fe-doped catalysts lost activity with time. The loss was essentially eliminated if 0.1 ppm of  $Fe^{3+}$  was added to the KOH electrolyte. Experiments in which the electrode contained  $^{56}Fe$  and the electrolyte contained  $^{57}Fe$  demonstrated that  $Fe^{3+}$  cations *dynamically exchange* between the electrolyte and the catalyst surface; stable performance requires the rate of Fe deposition be equivalent to the rate of dissolution (figures 27(A) and (B)).

To better unravel mechanistic details of OER, new characterization methods are needed to follow precise local structures and dynamics [162]. A new approach is correlative *operando* microscopy. A recent study combined *operando* scanning-pipette electrochemical experiments, electrochemical atomic-force microscopy, and x-ray absorption microscopy to study well-defined single-crystal  $\beta$ -Co(OH) $_2$  microplatelets and resolve localized OER activity at the reactive edge facets that correlated with  $Co^{3+}$  concentration (figure 27(C)) [161]. These powerful techniques are poised to shed light on the more-complicated, and more-active, Fe-containing mixed-metal systems.



**Figure 27.** Water oxidation with dynamic catalysts. (A) Substantial experimental data points to the dynamic exchange of cations between soluble and surface-absorbed species during catalysis. This is particularly key for Fe cations which have non-negligible solubility in alkaline conditions. (B) An isotope labelling experiment unequivocally shows how Fe is simultaneously leached from the catalyst and absorbed from the solution during catalysis leading to stable steady-state water oxidation activity. Adapted from [160]. (C) Scanning-probe electrochemical experiments show water-oxidation active sites located at the edges of the well-defined nanosheet structures. Adapted from [161].

## Concluding remarks

While the fundamental understanding of the OER in alkaline media has rapidly progressed, catalysts with higher performance have not clearly emerged. This is in part because the precise mechanisms and active structures are not fully known. It is also likely because of the general inability to systematically modulate the structure of the *naturally forming active surface species*. Continued work is needed, for example:

- Improve computational models that more-accurately represent the complex and dynamic experimental structures including the electrolyte and ionic double layer.
- Develop experimental model systems with well-defined surfaces and Fe-absorption sites.
- Understand dynamic active species and the thermodynamic (solubility, absorption energy) and kinetic factors governing their concentration and activity.
- Apply comprehensive *ex-situ* and *operando* correlative microscopies combined with judicious analysis of electrochemical and spectroscopic data.
- Test how the new chemical pictures of dynamic mixed-metal (oxy)hydroxide catalyst phase are able to drive optimization of traditional water electrolysis under industry-relevant conditions (concentrated hot alkaline electrolyte at currents near or above  $1 \text{ A cm}^{-2}$ ).
- Extend understanding to alkaline-exchange-membrane electrolyzers without soluble supporting electrolyte, identifying how ionomer and catalyst interact and modulate activity and durability.



## 16. Remaining challenges for the hydrogen evolution reaction (HER): catalysts and mechanism

Kylie Vincent<sup>1</sup>, Kazuhiko Takanabe<sup>2</sup> and Vincent Artero<sup>3</sup>

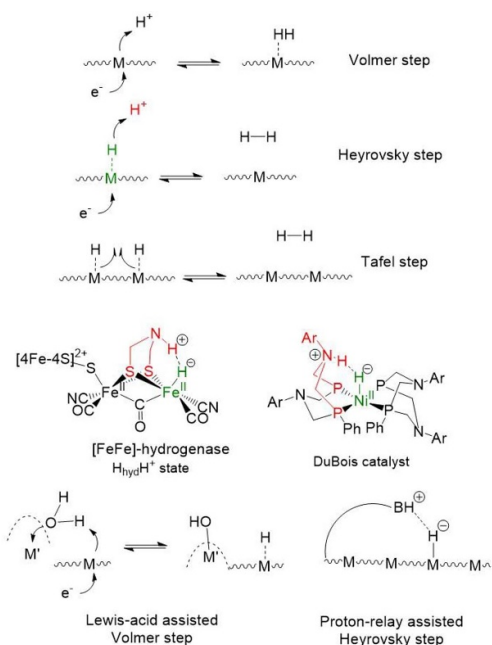
<sup>1</sup> Department of Chemistry, University of Oxford, Inorganic Chemistry Laboratory, South Parks Road, Oxford OX1 3QR, United, Kingdom

<sup>2</sup> Department of Chemical System Engineering, School of Engineering, The University of Tokyo, 7-3-1 Hongo, Bunkyo-ku, Tokyo 113-8656, Japan

<sup>3</sup> Univ. Grenoble Alpes, CNRS, CEA, IRIG, Laboratoire de Chimie et Biologie des Métaux, 17 rue des Martyrs, F-38054 Grenoble, Cedex, France

### Status

Considering only catalytic performance and stability, there is no better catalyst than Pt for the hydrogen evolution reaction (HER) [11]. However, this rare metal has a low abundance in the Earth's crust, is only mined as coproduct of other first-row transition metals and is valuable for many other applications: as just one example, it is used as both anode and cathode catalyst in proton-exchange membrane fuel cells. With ~500 million tons of H<sub>2</sub> to be produced by 2050 according to the Net Zero by 2050 report from IAE, the search for other HER catalysts represents one of the greatest challenges of this future energetic transition. While Pt exhibits turnover frequencies (TOF) around  $4.4 \times 10^3 \text{ H}_2 \cdot \text{site}^{-1} \text{ s}^{-1}$  at 100 mV overpotential in acid [11], other catalysts based on transition metal phosphide or sulphides, although they are also remarkably stable in acid, fail to display reversible behavior for electrochemical hydrogen evolution/oxidation reactions (HER/HOR), and this translates into significant overpotential requirement for HER catalysis and TOFs of only a few units per site per second at 100 mV overpotential (see figure 3, section 2) [10]. The binding energy of hydrogen (described as H<sup>•</sup> or H<sup>-</sup>) to the electrode surface has been identified as a descriptor for such activity, but fails to explain the order of magnitude difference in TOFs between Pt and other catalysts such as Fe<sub>0.5</sub>Co<sub>0.5</sub>P or Ni<sub>5</sub>P<sub>4</sub> [163], when mass transfer limitations and active site determinations are correctly taken into account [11], and this discrepancy may be related to the H<sub>2</sub> evolution step via the Heyrovsky or Tafel mechanisms (figure 28). Actually, only microbial hydrogenases [164], having [NiFe] or [FeFe] catalytic sites, can compete with Pt for both reversible behavior and a TOF as high as  $(21 \pm 12) \times 10^3 \text{ H}_2 \cdot \text{site}^{-1} \text{ s}^{-1}$  at ca 100 mV overpotential [165]. Interestingly, the enzymes also operate at near-neutral pH where HER catalysis is most problematic due to the demands of H–OH cleavage prior to the Heyrovsky or Tafel step. Advances in neutral HER catalysis will be important to enable safer deployment of HER technologies, as well as H<sub>2</sub> generation from waste water sources [166].

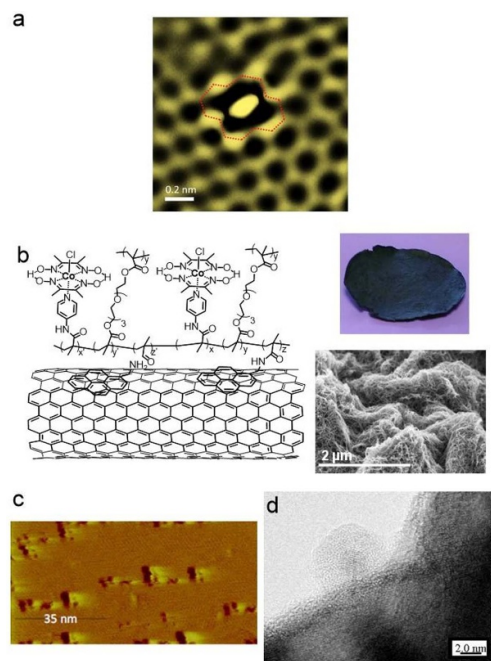


**Figure 28.** Key steps involved in the HER (top), involvement of proton relays at the active site of [FeFe]-hydrogenases and bioinspired DuBois' catalyst (middle) and possible implementation of such molecular mechanisms at inorganic surfaces (bottom).

### Current and future challenges

The anticipated shortage of an increasing number of critical elements, especially metals, requires a shift towards molecularly-defined materials with lower metal loadings and enhanced performances, encompassing the design of single-atom catalysts (SACs) embedded in carbon matrices [167] or surface-anchored molecular catalysts [168, 169] (figures 29(a) and (b)). In that context, the design of more efficient HER catalysts requires a better identification of the determinants of, and relationships between, reversibility, overpotential requirement and catalytic bias towards HER/HOR catalysis. Such a knowledge can be informed by a deeper analysis of structure-function relationships observed for hydrogenases and related bioinspired molecular catalysts and will be very helpful to promote HER at the surface of inorganic materials in a bioinspired fashion (figure 28). While limited stability and low active site density make hydrogenases unlikely to be viable for HER technologies, key design features seem to be: H<sub>2</sub> formation from poised H<sup>-</sup>/H<sup>+</sup> held on respective Lewis acid/Lewis base sites (figure 28), extensive delocalization to minimize charge build-up during catalysis, and significant tolerance towards common catalyst poisons, O<sub>2</sub>, CO or sulfides.

In addition, engineering design principles should be implemented to allow the electrode material to operate efficiently, continuously and stably over its lifetime. At the heart of these engineering aspects lies the control over the density and nature of active sites. Variation in HER activity at edge vs basal sites on MoS<sub>2</sub> [10] or at amorphous molybdenum sulfide [170]



**Figure 29.** (a) TEM image of atomic Ni trapped in graphene defects as single-atom catalyst (SAC) for the HER, reproduced with permission from [169]; (b) structure (left) of carbon nanotubes coated with a polymeric matrix stabilizing cobaloxime catalysts forming a free standing buckypaper electrode (top right) images by SEM (bottom right); adapted from [174]; (c) STM for Ni(OH)<sub>2</sub>/Pt(111) in the HER region [175]; (d) TEM images of Rh/Cr<sub>2</sub>O<sub>3</sub> core-shell nanoparticle-modified GaN:ZnO [176].

illustrates such a challenge in optimization of electrode architecture. Thicker electrodes are commonly developed to compensate for a lower TOF, but then require optimization of the mass transport of reactants, intermediates and products throughout the device [171]. Electrolyte engineering is a tool to push the limits of ion diffusion. Local pH shift is often observed at high current density, causing additional potential loss especially under near-neutral pH conditions [166]. Another problem is H<sub>2</sub> bubble formation, which may cause additional resistance by insulating the active sites from electrolyte. Overcoming such issues requires control over wetting/aerophobicity and morphology of the (porous) electrode materials.

Finally, and perhaps of primary importance for industrial implementation, efforts should be pursued to provide catalysts with a greater stability, allowing HER to cope with intermittency of renewable energy sources and to tolerate the presence of contaminants, particularly O<sub>2</sub> which is produced at the anode during water splitting.

### Advances in science and technology to meet challenges

Progress has been made by replicating features found at the active sites of hydrogenase enzymes in molecular catalysts

through the installation of proton relay sites/frustrated Lewis pairs or redox active ligands to manage charge build-up at the vicinity of the active site [168]. Namely the role of pendant proton relays at the vicinity of the active site are exhibited in the Ni-based DuBois catalysts (figure 28) which provide an important proof of concept that bioinspired catalysts can catalyze HER and HOR reversibly and with high TOF [168]. Grafting such catalysts on carbon nanotubes generates porous electrode materials with remarkable activity for HER, including under very acidic conditions [172]. In parallel, synthetic methods recently emerged to enable high control and almost molecularly defined design of active centers in SACs for HER [167, 169]. Still, the integration of such alternative materials into practical devices requires rethinking the whole system of materials [173]. Polymeric matrices (figure 29(b)) have been developed to maximize molecular catalyst loading and provide a stabilizing environment to the catalyst leading to further enhancement in catalytic performance and/or to shield against O<sub>2</sub> [174]. Similar approaches have been implemented on metal electrode surfaces, for example with the introduction of M(OH)<sub>x</sub> (M = Fe, Ni or Co) islands on Pt (figure 29(c)) to facilitate O–H bond breaking, assisting the Volmer step (figure 28(bottom)) in the case of H<sub>2</sub>O reduction [175]. A successful nanomembrane coating includes the core-shell Rh–Cr<sub>2</sub>O<sub>3</sub> HER catalyst used in powder semiconductor photocatalytic systems (figure 29(d)), where access of O<sub>2</sub> to the Rh metal core is shielded by the Cr<sub>2</sub>O<sub>3</sub> shell, preventing competitive reduction of O<sub>2</sub> [176]. The development of such membrane-coated catalysts [177] is thus a promising approach to achieving stable and tunable electrocatalysts.

### Concluding remarks

There are still key challenges regarding HER catalysis, especially in the context of the production of solar fuels, where there is a demand for scalable catalyst materials—i.e. Earth-abundant, efficient and stable. While it has not yet been possible to reach the intrinsic turnover frequency of platinum using non-noble metals, hydrogenase enzymes can inspire design principles for boosting the kinetics of key reaction steps, e.g. via the introduction of proton relays. Similarly, Lewis-acid assistance has proved effective in enabling water, instead of protons, to act as HER substrate. These approaches can be implemented using surface chemistry or via the design of functional matrices and will be instrumental in reaching long-term stability and tolerance to O<sub>2</sub> and other contaminants, and in facilitating the shift towards operation under neutral conditions needed for safe and deployable technologies. Additional features such as transparency and efficient interfacing with light absorbers will also be key in the development of solar hydrogen systems.

## 17. CO<sub>2</sub>RR catalysis: surface reactivity and products selectivity

Ryan Napier<sup>1</sup>, Beatriz Roldan Cuenya<sup>2</sup> and Marc T M Koper<sup>1</sup>

<sup>1</sup> Leiden Institute of Chemistry, Leiden University, PO Box 9502, 2300 RA Leiden, The Netherlands

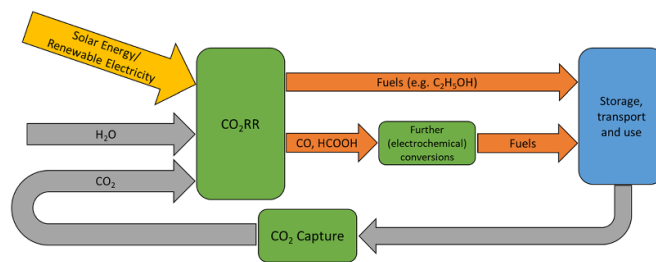
<sup>2</sup> Department of Interface Science, Fritz-Haber Institute of the Max Planck Society, Faradayweg 4-6, Berlin 14195, Germany

### Status

Taking advantage of renewable energy sources to convert CO<sub>2</sub> to fuels and chemicals electrochemically has the potential to sustainably produce currently fossil-derived molecules artificially, using systems that mimic photosynthesis. The ultimate goal is solar fuels or ‘electrofuels’, and by developing the technology into an efficient and scalable one, a circular economy can be formed around CO<sub>2</sub>-neutral production and subsequent use of fuels, figure 30. In addition, it presents an avenue for efficient utilization of intermittent, renewable energy along with the vast, pre-existing infrastructure for storing and transporting these molecules. Nonetheless, considerable progress must still be made to achieve industrially relevant targets for the technology to be considered for large-scale implementation, as featured in a recent techno-economic and carbon emissions analysis [54].

At the heart of this development is the electrochemical CO<sub>2</sub> reduction reaction (CO<sub>2</sub>RR), which takes place on the surface of an electrocatalyst. Thus, it is vital to gain a fundamental understanding of how different parameters influence the selectivity and efficiency of the CO<sub>2</sub>RR. Over the past few years, considerable work has been done to gain mechanistic insight into various aspects of the electrocatalysis, such as the initial activation of CO<sub>2</sub>, the importance of stabilizing key intermediates, and their relation to the observed overpotentials [178]. The effect of the molecular nature or catalyst morphology (particle size, shape, roughness, defect density and composition) on CO<sub>2</sub>RR selectivity has also been examined [179, 180] in detail. More recently, attention has been given to (local) electrolyte effects and the role of mass transport [181] in relation to product selectivity. Finally, potential pulses leading to a change in the catalyst morphology, oxidation state and local pH have been featured as an additional avenue to tune the product selectivity [182]. Progress in understanding these fundamental aspects of the CO<sub>2</sub>RR will be crucial in developing both solar-driven and electricity-driven systems.

Currently, the best Faradaic efficiencies (FEs) have been reported for the two-electron products carbon monoxide (CO) and formic acid (HCOOH) as well as 12-electron product ethylene (C<sub>2</sub>H<sub>4</sub>). Electrochemical engineering efforts are progressing these best candidates towards commercial relevancy through innovations in gas diffusion electrodes, ion-exchange membranes, flow-cell architectures and process optimization. In order to enhance this progress and expand the range of favorable CO<sub>2</sub>RR products, further advancements must be made in understanding the electrocatalysis.



**Figure 30.** The role of the CO<sub>2</sub>RR in a circular economy for production of fuels from solar energy and renewable electricity.

### Current and future challenges

One of the core issues for the CO<sub>2</sub>RR is the competing hydrogen evolution reaction (HER) that limits the FE of desired (carbon containing) products, hindering the overall energy efficiency, especially at low potentials, and requires additional steps downstream for the H<sub>2</sub> gas [54]. Under alkaline conditions often used for aqueous CO<sub>2</sub>RR, the slow rate of water reduction helps to suppress the HER. However, alkaline conditions lead to the formation of carbonates that trap the CO<sub>2</sub> and cross the anion-exchange membrane used in those systems [183]. Strategies to overcome the challenges presented by the HER will be necessary as the technology progresses.

Since the pioneering work of Hori [184], Cu has been known as a promising catalyst for C–C bond formation, with computational calculations and experimental evidence showing that the mechanism proceeds through a CO-dimer [185]. Despite the remarkable ability of Cu to effectively catalyze the CO<sub>2</sub>RR towards C<sub>2</sub> products, high overpotentials are required. There are also issues with selectivity, with a large product distribution often observed [186]. The C<sub>2</sub> products formed with the highest FE are ethylene and ethanol, but it remains a challenge to direct the reaction towards a single target molecule to avoid additional separation steps. Furthermore, the surface of Cu has been shown to restructure under CO<sub>2</sub>RR conditions [187], limiting its durability and consequently commercial viability. For next generation catalyst design, Cu surfaces should be further tailored to facilitate C–C bond formation and improve their stability. Recently, it was shown that rather than targeting ideal surfaces with specifically oriented facets, selectivity tuning can be achieved through catalyst pre-treatments, leading to specific surface defects [187], the nature of which and their correlation to a specific selectivity trend is still to be unveiled.

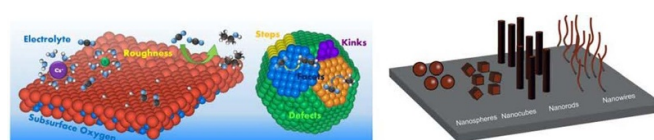
Efficient catalysis towards other valuable CO<sub>2</sub>RR products is another significant research challenge. This includes C<sub>1</sub> molecules methanol and methane, with a huge demand for a low-carbon production pathway, together with C<sub>2</sub>+ molecules of high value. Understanding the factors that govern the formation of these molecules, even as minor products, will aid the development of future catalysts. One such study outlines strategies for catalyst design for C<sub>2</sub>+ products whilst giving attention to the critical role of the electrolyte for these reactions [186]. Further insight into selective catalysts for methane

[188] and methanol [189] is also needed. Finally, real world industrial applications of this technology will likely involve hybrid processes where the CO<sub>2</sub>RR will be integrated within a catalytic system comprising steps to be carried out within a coupled thermal reactor.

### Advances in science and technology to meet challenges

Further advancements in CO<sub>2</sub> electrolysis will be necessary to reach a level similar to that of the more mature H<sub>2</sub>O electrolysis technology for ‘green hydrogen’ production. The selectivity, durability and rate of reaction of current state-of-the-art catalysts can be improved through the modification of surface morphology and composition to optimize the activity, figure 31. More detailed work on electrolyte effects will also be required to meet the ambitious goals for the technology. Another avenue to tune the selectivity towards C<sub>2</sub> products over Cu catalysts is to increase the CO surface coverage, with higher coverages favoring the C–C coupling [190]. This can be achieved by combining Cu with CO-making metals such as Ag, resulting in enhanced ethylene and ethanol production. Hybrid approaches, such as combinations of molecular and heterogeneous catalysts, may also be advantageous for future catalysts.

Further analysis of mass transport and pH effects on different catalysts will help to suppress the HER and thus improve the FE for desired products. For this purpose, pulsed electrochemistry approaches are also being considered [191], with the value of the anodic potential pulse drastically influencing the reaction selectivity through the associated changes in the morphology, adsorbate coverage and local pH [192]. As recent work has shown [193, 194], investigations into the CO<sub>2</sub>RR in acidic conditions with different electrolytes and mass transport control could alleviate some of the aforementioned HER issues. To improve the selectivity towards a single C<sub>2</sub> product on Cu, similar strategies should be employed, with a focus on achieving good selectivity to one molecule. For effective CO<sub>2</sub>RR to additional products of interest, other approaches may be considered, such as a tandem-electrolysis approach, where CO<sub>2</sub> is initially reduced to CO or COOH, then converted further to a higher value product.



**Figure 31.** Illustration of catalyst surface effects on the CO<sub>2</sub>RR activity and selectivity. Reproduced with permission from [178, 179].

Many experimental spectroscopic, microscopic and diffraction techniques that allow for detailed analysis of catalyst surface and bulk structures, chemical composition and reaction will require greater sensitivity and a more realistic operation environment. Detecting intermediates at very low coverage will enable more insights into reaction mechanisms as well as the effect of different surface structures. Finally, complimentary progress in theoretical methods is vital. Realistic models for electrolyte-electrolyte interfaces and mass transport effects, using explicit solvent and electrolyte ions, will progress the understanding of such effects at an atomic level. Machine learning approaches will become increasingly important for the evaluation of large microscopy or spectroscopy datasets experimentally generated under *operando* reaction conditions.

### Concluding remarks

Gaining a fundamental understanding of the electrocatalysed CO<sub>2</sub>RR will help to progress the technology towards commercialization, where it has the opportunity to play a significant role in the energy transition. Mechanistic understanding of the different reactions that occur on the catalyst surface will help to rationalize activity and selectivity, aiding both the optimization of current catalysts and design of next generation catalysts. Studying the effect of *in situ* conditions, including pH and mass transport effects, on the CO<sub>2</sub>RR will enable further progress to be made with catalyst performance. The catalyst morphology and degradation mechanisms must be understood in order to enhance the durability to the level required for large-scale implementation. To enable this progress to be made, *in silico* theoretical and *operando* experimental techniques must be further developed and utilized in tandem.



## Data availability statement

No new data were created or analysed in this study.

## Acknowledgments

### 1. Introduction

*Gideon Segev, Roel van de Krol and Frances Houle*

G S thanks the Azrieli Foundation for financial support within the Azrieli Fellows program. R V D K gratefully acknowledges financial support from the German Research Foundation (PAK 981), the German Federal Ministry of Education and Research (BMBF Project Nos. 033RC021C and 03SF0619C) and the EU Horizon 2020 program ('Sun-to-X', Grant Agreement No. 883264). F A H: This material is based on work performed by the Liquid Sunlight Alliance, which is supported by the U.S. Department of Energy, Office of Science, Office of Basic Energy Sciences, Fuels from Sunlight Hub under Award Number DE-SC0021266.

### 2. Comparison of state of the art electrocatalysts for water splitting, CO<sub>2</sub> reduction, and N<sub>2</sub> reduction

*Jakob Kibsgaard, Christopher Hahn and Zhichuan J Xu*

J K gratefully acknowledges funding from the Carlsberg Foundation Grant CF18-0435. Work by C H was performed under the auspices of the U.S. Department of Energy by Lawrence Livermore National Laboratory under Contract DE-AC52-07NA27344 and was supported by Laboratory Directed Research and Development funding under Project 19-SI-005. Z X thanks the funding support by the Singapore National Research Foundation under its Campus for Research Excellence and Technological Enterprise (CREATE) programme, through eCO<sub>2</sub>EP programmes.

### 3. Efficiency and stability benchmarking. What is required to bring a solar fuels system to market?

*Wen-Hui (Sophia) Cheng, Todd G Deutsch and Chengxiang Xiang*

C X acknowledge the support from the Fuel Cell Technologies Office, of the U. S. Department of Energy, Energy Efficiency and Renewable Energy under Contract Number DE-EE0008092 and from SoCalGas under Award Number 5660060287. C X and W-H C acknowledge the support of the U.S. Department of Energy, Office of Science, Office of Basic Energy Sciences, Fuels from Sunlight Hub under Award Number DE-SC0021266 for the Liquid Sunlight Alliance program. W-H C also acknowledges the support from Ministry of Science and Technology (2030 Cross-Generation Young Scholars Program, Grant Number: 110-2628-E-006-005), Taiwan and Ministry of Education (Yushan Scholar Program), Taiwan, and in part from the Higher Education Sprout Project of the Ministry of Education to the Headquarters of University Advancement at National Cheng Kung University (NCKU). T G D acknowledges support from the HydroGEN Advanced Water Splitting Materials Consortium, established as part of

the Energy Materials Network under the U.S. Department of Energy, Office of Energy Efficiency and Renewable Energy, Hydrogen and Fuel Cell Technologies Office, under Award Number DE-EE-0008084. T G D also acknowledges support from the National Renewable Energy Laboratory, operated by Alliance for Sustainable Energy, LLC, for the U.S. Department of Energy under Contract Number DE-AC36-08GO28308. The views expressed in the article do not necessarily represent the views of the DOE or the U.S. Government. The U.S. Government retains and the publisher, by accepting the article for publication, acknowledges that the U.S. Government retains a nonexclusive, paid-up, irrevocable, worldwide license to publish or reproduce the published form of this work, or allow others to do so, for U.S. Government purposes.

### 4. Comparing artificial and natural photosynthesis—bio concepts and hybrid systems

*Jenny Z Zhang, Leif Hammarström and Daniel G Nocera*

J Z would like to acknowledge the UK Biotechnology and Biological Sciences Research Council (BB/R011923/1). D G N acknowledges support from the U.S. Department of Energy (DE-SC0017619) and generous support from the TomKat Foundation.

### 5. Design and scale-up of solar fuels systems using current technologies—neutral pH, vapor-fed devices

*Adam Z Weber and Peter Agbo*

A Z W and P A acknowledge support by the Liquid Sunlight Alliance, which is supported by the U.S. Department of Energy, Office of Science, Office of Basic Energy Sciences, Fuels from Sunlight Hub under Award Number DE-SC0021266 and the Joint Center for Artificial Photosynthesis (A Z W, P A) under Award Number DE-SC0004993.

### 6. Particle-based systems: lessons learned and guidelines for large area systems

*Takashi Hisatomi, Frank E Osterloh and Kazunari Domen*

K D acknowledges financial supports from New Energy and Industrial Technology Development Organization (NEDO), Japan (Project Number P14002). T H acknowledges support from Japan Science and Technology Agency (JST)-PRESTO, Japan (Grant Number JPMJPR20T9). F E O acknowledges support from the U.S. Department of Energy, Office of Science, Office of Basic Energy Sciences under Award Number DOE-SC0015329.

### 7. Device design considerations for scale-up: managing photons, electrons, and ions

*Fatwa F Abdi and Sophia Haussener*

This material is based upon work performed with the financial support of a Starting Grant of the Swiss National Science Foundation, as part of the SCOUTS project (Grant #155876). F F A gratefully acknowledges financial support from the

German Research Foundation under Germany's Excellence Strategy—EXC 2008/1 (UniSysCat)—390540038, the German Helmholtz Association—Excellence Network—ExNet-0024-Phase2-3, and the German Bundesministerium für Bildung und Forschung (BMBF), project 'H2Demo' (No. 03SF0619A-K).

### 8. Membranes for solar fuels

*Daniel J Miller and Shane Ardo*

This material is based upon work performed at the Joint Center for Artificial Photosynthesis, a DOE Energy Innovation Hub, supported through the Office of Science of the U.S. Department of Energy under Award Number DE-SC00493. This material is also based on work performed by the Liquid Sunlight Alliance, which is supported by the U.S. Department of Energy, Office of Science, Office of Basic Energy Sciences, Fuels from Sunlight Hub under Award Number DE-SC0021266.

### 9. Photoelectrodes based on conventional semiconductors (silicon, III–V)

*Paul C McIntyre, Thomas Hannappel and Shu Hu*

S H gratefully acknowledges the financial support provided by the Division of Chemical Sciences, Geosciences and Biosciences, Office of Basic Energy Sciences, of the US Department of Energy through Grant No. DE-SC0021953, and the financial support of a Scialog program sponsored jointly by Research Corporation for Science Advancement and the Alfred P Sloan Foundation through a grant to Yale University by the Thistledown Foundation. P C M gratefully acknowledges the financial support of the National Science Foundation Award No. CBET-1805084. T H gratefully acknowledges financial support of the German Research Foundation PAK 981, 3096/10 and 3096/19, and the German Federal Ministry of Education and Research (BMBF Project Nos. 033RC021A and 03SF0619I).

### 10. Nanostructures for light management in solar fuels and photoelectrochemistry

*Wen-Hui (Sophia) Cheng and Harry Atwater*

The authors acknowledge the support of the U.S. Department of Energy, Office of Science, Office of Basic Energy Sciences, Fuels from Sunlight Hub under Award Number DE-SC0021266 for the Liquid Sunlight Alliance program. W-H C also acknowledges the support from Ministry of Science and Technology (2030 Cross-Generation Young Scholars Program, Grant Number: 110-2628-E-006-005), Taiwan and Ministry of Education (Yushan Scholar Program), Taiwan, and in part from the Higher Education Sprout Project of the Ministry of Education to the Headquarters of University Advancement at National Cheng Kung University (NCKU).

### 11. Accelerating discovery of photoactive materials

*John M Gregoire and Mehmed Z Ertem*

The authors of this roadmap acknowledge support from the Liquid Sunlight Alliance, LiSA, (to J M G) and from the Center for Hybrid Approaches in Solar Energy to Liquid Fuels, CHASE, (to M Z E). LiSA (Award DE-SC0021266) and CHASE (Award DE-SC0021173) are Fuels from Sunlight Hubs supported by the U.S. Department of Energy, Office of Science, Office of Basic Energy Sciences.

### 12. From materials discovery to functional photoelectrodes

*Ian D Sharp, Kyoung-Shin Choi and Jae Sung Lee*

I D S acknowledges support from the European Research Council (ERC) under the European Union's Horizon 2020 research and innovation programme (Grant Agreement No. 864234) and the Deutsche Forschungsgemeinschaft (DFG, German Research Foundation) under Germany's Excellence Strategy—EXC 2089/1-390776260. K-S C acknowledge the support from the Division of Chemical Sciences, Geosciences, and Biosciences, Office of Basic Energy Sciences of the U.S. Department of Energy through Grant DE-SC0008707. J S L acknowledges supports from Korean Ministry of Science and ICT through Grants of NRF-2019M1A2A2065612 and NRF-2018R1A2A1A05077909.

### 13. Molecular photoreduction and photocatalysts on photofunctional solid materials

*Osamu Ishitani*

Funding from the Japan Society for the Promotion of Science (KAKENHI Grant Numbers JP20H00396 and JP17H06440 in Scientific Research on Innovative Areas 'Innovations for Light-Energy Conversion (I4LEC)') is acknowledged.

### 14. Photocathode design: fundamental challenges and paths forward for CO<sub>2</sub> reduction

*Joel W Ager and Rajiv Ramanujam Prabhakar*

This material is based upon work performed by the Liquid Sunlight Alliance, a DOE Energy Innovation Hub, supported through the Office of Science of the U.S. Department of Energy under Award Number DE-SC0004993. Rajiv Ramanujam Prabhakar acknowledges the Swiss National Science Foundation Early Postdoc Mobility Fellowship (191299) for financial support.

### 15. Oxygen evolution reaction: catalysts, mechanisms, and durability

*Alexis T Bell and Shannon W Boettcher*

A T B and S W B acknowledge support from the Liquid Solar Alliance (LiSA), a Fuels from Sunlight Hub, supported

through the Office of Science of the U.S. Department of Energy under Award Number DE-SC0021266.

## 16. Remaining challenges for the hydrogen evolution reaction (HER): catalysts and mechanism

Kylie Vincent, Kazuhiko Takanabe and Vincent Artero

K A V is grateful for funding from the UK Biotechnology and Biological Sciences Research Council (BB/R018413/1) and the European Research Council (ERC-2018-CoG Biocat-SusChem 819580). K T acknowledges support from the Mohammed bin Salman Center for Future Science and Technology for Saudi-Japan Vision 2030 at The University of Tokyo (MbSC2030). V A gratefully acknowledges the French National Research Agency (Labex ARCANÉ, CBH-EUR-GS, ANR-17-EURE-0003, BEEP, ANR-18-CE05-0017-05) and the European Union's Horizon 2020 research and innovation programme under Grant Agreement n° 883264 (project sun-to-X). Professor K Maeda (Tokyo Institute of Technology) is kindly acknowledged for the original TEM shown in figure 29(d).

## 17. CO<sub>2</sub>RR catalysis: surface reactivity and products selectivity

Ryan Napier, Beatriz Roldan Cuenya and Marc T M Koper

R N and M T M K acknowledge financial support from the Advanced Research Center for Chemical Building Blocks, ARC CBBC, which is co-founded and co-financed by the Dutch Research Council (NWO) and the Netherlands Ministry of Economic Affairs and Climate Policy. B R C appreciates funding by the Deutsche Forschungsgemeinschaft (DFG, German Research Foundation)—Project No. 406944504—SPP 2080.

## ORCID iDs

Gideon Segev [ID](https://orcid.org/0000-0002-6175-3458) <https://orcid.org/0000-0002-6175-3458>  
 Jakob Kibsgaard [ID](https://orcid.org/0000-0002-9219-816X) <https://orcid.org/0000-0002-9219-816X>  
 Christopher Hahn [ID](https://orcid.org/0000-0002-2772-6341) <https://orcid.org/0000-0002-2772-6341>  
 Zhichuan J Xu [ID](https://orcid.org/0000-0001-7746-5920) <https://orcid.org/0000-0001-7746-5920>  
 Wen-Hui (Sophia) Cheng [ID](https://orcid.org/0000-0003-3233-4606) <https://orcid.org/0000-0003-3233-4606>  
 Todd G Deutsch [ID](https://orcid.org/0000-0001-6577-1226) <https://orcid.org/0000-0001-6577-1226>  
 Jenny Z Zhang [ID](https://orcid.org/0000-0003-4407-5621) <https://orcid.org/0000-0003-4407-5621>  
 Leif Hammarström [ID](https://orcid.org/0000-0002-9933-9084) <https://orcid.org/0000-0002-9933-9084>  
 Daniel G Nocera [ID](https://orcid.org/0000-0001-5055-320X) <https://orcid.org/0000-0001-5055-320X>  
 Adam Z Weber [ID](https://orcid.org/0000-0002-7749-1624) <https://orcid.org/0000-0002-7749-1624>  
 Peter Agbo [ID](https://orcid.org/0000-0003-3066-4791) <https://orcid.org/0000-0003-3066-4791>  
 Takashi Hisatomi [ID](https://orcid.org/0000-0002-5009-2383) <https://orcid.org/0000-0002-5009-2383>  
 Frank E Osterloh [ID](https://orcid.org/0000-0002-9288-3407) <https://orcid.org/0000-0002-9288-3407>  
 Kazunari Domen [ID](https://orcid.org/0000-0001-7995-4832) <https://orcid.org/0000-0001-7995-4832>  
 Fatwa F Abdi [ID](https://orcid.org/0000-0001-5631-0620) <https://orcid.org/0000-0001-5631-0620>  
 Sophia Haussener [ID](https://orcid.org/0000-0002-3044-1662) <https://orcid.org/0000-0002-3044-1662>  
 Shane Ardo [ID](https://orcid.org/0000-0001-7162-6826) <https://orcid.org/0000-0001-7162-6826>  
 Paul C McIntyre [ID](https://orcid.org/0000-0002-7498-831X) <https://orcid.org/0000-0002-7498-831X>

Thomas Hannappel [ID](https://orcid.org/0000-0002-6307-9831) <https://orcid.org/0000-0002-6307-9831>  
 Shu Hu [ID](https://orcid.org/0000-0002-5041-0169) <https://orcid.org/0000-0002-5041-0169>  
 Harry Atwater [ID](https://orcid.org/0000-0001-9435-0201) <https://orcid.org/0000-0001-9435-0201>  
 John M Gregoire [ID](https://orcid.org/0000-0002-2863-5265) <https://orcid.org/0000-0002-2863-5265>  
 Mehmed Z Ertem [ID](https://orcid.org/0000-0003-1994-9024) <https://orcid.org/0000-0003-1994-9024>  
 Ian D Sharp [ID](https://orcid.org/0000-0001-5238-7487) <https://orcid.org/0000-0001-5238-7487>  
 Kyoung-Shin Choi [ID](https://orcid.org/0000-0003-1945-8794) <https://orcid.org/0000-0003-1945-8794>  
 Osamu Ishitani [ID](https://orcid.org/0000-0001-9557-7854) <https://orcid.org/0000-0001-9557-7854>  
 Joel W Ager [ID](https://orcid.org/0000-0001-9334-9751) <https://orcid.org/0000-0001-9334-9751>  
 Alexis T Bell [ID](https://orcid.org/0000-0002-5738-4645) <https://orcid.org/0000-0002-5738-4645>  
 Shannon W Boettcher [ID](https://orcid.org/0000-0001-8971-9123) <https://orcid.org/0000-0001-8971-9123>  
 Kylie Vincent [ID](https://orcid.org/0000-0001-6444-9382) <https://orcid.org/0000-0001-6444-9382>  
 Kazuhiro Takanabe [ID](https://orcid.org/0000-0001-5374-9451) <https://orcid.org/0000-0001-5374-9451>  
 Vincent Artero [ID](https://orcid.org/0000-0002-6148-8471) <https://orcid.org/0000-0002-6148-8471>  
 Ryan Napier [ID](https://orcid.org/0000-0003-1602-7825) <https://orcid.org/0000-0003-1602-7825>  
 Beatriz Roldan Cuenya [ID](https://orcid.org/0000-0002-8025-307X) <https://orcid.org/0000-0002-8025-307X>  
 Marc T M Koper [ID](https://orcid.org/0000-0001-6777-4594) <https://orcid.org/0000-0001-6777-4594>  
 Roel Van De Krol [ID](https://orcid.org/0000-0003-4399-399X) <https://orcid.org/0000-0003-4399-399X>  
 Frances Houle [ID](https://orcid.org/0000-0001-5571-2548) <https://orcid.org/0000-0001-5571-2548>

## References

- [1] 2019 Report of the Basic Energy Sciences roundtable on liquid solar fuels (Golden) (<https://doi.org/10.2172/1615599>)
- [2] Palmer C, Saadi F and McFarland E W 2018 Technoeconomics of commodity chemical production using sunlight *ACS Sustain. Chem. Eng.* **6** 7003–9
- [3] Shaner M R, Atwater H A, Lewis N S and McFarland E W 2016 A comparative technoeconomic analysis of renewable hydrogen production using solar energy *Energy Environ. Sci.* **9** 2354–71
- [4] Pinaud B *et al* 2013 Technical and economic feasibility of centralized facilities for solar hydrogen production via photocatalysis and photoelectrochemistry *Energy Environ. Sci.* **6** 1983–2002
- [5] Sathre R, Scown C D, Morrow W R, Stevens J C, Sharp I D, Ager J W, Walczak K, Houle F A and Greenblatt J B 2014 Life-cycle net energy assessment of large-scale hydrogen production via photoelectrochemical water splitting *Energy Environ. Sci.* **7** 3264–78
- [6] Sathre R *et al* 2016 Opportunities to improve the net energy performance of photoelectrochemical water-splitting technology *Energy Environ. Sci.* **9** 803–19
- [7] Greenblatt J B, Miller D J, Ager J W, Houle F A and Sharp I D 2018 The technical and energetic challenges of separating (photo)electrochemical carbon dioxide reduction products *Joule* **2** 381–420
- [8] Cheng W-H, Richter M H, May M M, Ohlmann J, Lackner D, Dimroth F, Hannappel T, Atwater H A and Lewerenz H-J 2018 Monolithic photoelectrochemical device for direct water splitting with 19% efficiency *ACS Energy Lett.* **3** 1795–800
- [9] Kistler T A, Larson D, Walczak K, Agbo P, Sharp I D, Weber A Z and Danilovic N 2018 Integrated membrane-electrode-assembly photoelectrochemical cell

- under various feed conditions for solar water splitting *J. Electrochem. Soc.* **166** H3020
- [10] Seh Z W, Kibsgaard J, Dickens C F, Chorkendorff I, Nørskov J K and Jaramillo T F 2017 Combining theory and experiment in electrocatalysis: insights into materials design *Science* **355** eaad4998
- [11] Hansen J N, Prats H, Toudahl K K, Mørch Secher N, Chan K, Kibsgaard J and Chorkendorff I 2021 Is there anything better than Pt for HER? *ACS Energy Lett.* **6** 1175–80
- [12] Zhang X, Li J, Yan L, Huang S, Zhang P, Peng Z, Zheng L and Zhao C 2021 Ruthenium decorated 2D N-doped carbon nanocone arrays for pH-universal electrocatalytic hydrogen evolution *Appl. Surf. Sci.* **559** 149978
- [13] Hu K, Jeong S, Wakisaka M, Fujita J and Ito Y 2018 Bottom-up synthesis of porous NiMo alloy for hydrogen evolution reaction *Metals* **8** 83
- [14] Roy C *et al* 2018 Impact of nanoparticle size and lattice oxygen on water oxidation on NiFeO<sub>x</sub>H<sub>y</sub> *Nat. Catal.* **1** 820–9
- [15] Roy S B, Akbar K, Jeon J H, Jerng S-K, Truong L, Kim K, Yi Y and Chun S-H 2019 Iridium on vertical graphene as an all-round catalyst for robust water splitting reactions *J. Mater. Chem. A* **7** 20590–6
- [16] Lettenmeier P, Majchel J, Wang L, Saveleva V A, Zafeiratos S, Savinova E R, Gallet J-J, Bournel F, Gago A S and Friedrich K A 2018 Highly active nano-sized iridium catalysts: synthesis and operando spectroscopy in a proton exchange membrane electrolyzer *Chem. Sci.* **9** 3570–9
- [17] An L, Wei C, Lu M, Liu H, Chen Y, Scherer G G, Fisher A C, Xi P, Xu Z J and Yan C-H 2021 Recent development of oxygen evolution electrocatalysts in acidic environment *Adv. Mater.* **33** 2006328
- [18] Hori Y, Murata A, Kikuchi K and Suzuki S 1987 Electrochemical reduction of carbon dioxides to carbon monoxide at a gold electrode in aqueous potassium hydrogen carbonate *J. Chem. Soc. Chem. Commun.* **728–9**
- [19] Liu M *et al* 2016 Enhanced electrocatalytic CO<sub>2</sub> reduction via field-induced reagent concentration *Nature* **537** 382–6
- [20] Hori Y, Murata A and Takahashi R 1989 Formation of hydrocarbons in the electrochemical reduction of carbon dioxide at a copper electrode in aqueous solution *J. Chem. Soc. Faraday Trans. I* **85** 2309
- [21] Hahn C, Hatsukade T, Kim Y-G, Vailionis A, Baricuatro J H, Higgins D C, Nitopi S A, Soriaga M P and Jaramillo T F 2017 Engineering Cu surfaces for the electrocatalytic conversion of CO<sub>2</sub>: controlling selectivity toward oxygenates and hydrocarbons *Proc. Natl Acad. Sci.* **114** 5918–23
- [22] Andersen S Z *et al* 2019 A rigorous electrochemical ammonia synthesis protocol with quantitative isotope measurements *Nature* **570** 504–8
- [23] Choi J, Suryanto B H R, Wang D, Du H-L, Hodgetts R Y, Ferrero Vallana F M, MacFarlane D R and Simonov A N 2020 Identification and elimination of false positives in electrochemical nitrogen reduction studies *Nat. Commun.* **11** 5546
- [24] Westhead O, Jervis R and Stephens I E L 2021 Is lithium the key for nitrogen electroreduction? *Science* **372** 1149–50
- [25] Chan K 2020 A few basic concepts in electrochemical carbon dioxide reduction *Nat. Commun.* **11** 5954
- [26] Geiger S *et al* 2018 The stability number as a metric for electrocatalyst stability benchmarking *Nat. Catal.* **1** 508–15
- [27] Suntivich J *et al* 2013 Surface composition tuning of Au–Pt bimetallic nanoparticles for enhanced carbon monoxide and methanol electro-oxidation *J. Am. Chem. Soc.* **135** 7985–91
- [28] Montoya J H, Seitz L C, Chakhranont P, Vojvodic A, Jaramillo T F and Nørskov J K 2017 Materials for solar fuels and chemicals *Nat. Mater.* **16** 70–81
- [29] Wei C, Rao R R, Peng J, Huang B, Stephens I E L, Risch M, Xu Z J and Shao-Horn Y 2019 Recommended practices and benchmark activity for hydrogen and oxygen electrocatalysis in water splitting and fuel cells *Adv. Mater.* **31** 1806296
- [30] Stephens I E L, Rossmeisl J and Chorkendorff I 2016 Toward sustainable fuel cells *Science* **354** 1378–9
- [31] Kim J H, Hansora D, Sharma P, Jang J-W and Lee J S 2019 Toward practical solar hydrogen production—an artificial photosynthetic leaf-to-farm challenge *Chem. Soc. Rev.* **48** 1908–71
- [32] Döscher H, Young J L, Geisz J F, Turner J A and Deutsch T G 2016 Solar-to-hydrogen efficiency: shining light on photoelectrochemical device performance *Energy Environ. Sci.* **9** 74–80
- [33] Ager J W, Shaner M R, Walczak K A, Sharp I D and Ardo S 2015 Experimental demonstrations of spontaneous, solar-driven photoelectrochemical water splitting *Energy Environ. Sci.* **8** 2811–24
- [34] Ben-Naim M *et al* 2020 Addressing the stability gap in photoelectrochemistry: molybdenum disulfide protective catalysts for tandem III–V unassisted solar water splitting *ACS Energy Lett.* **5** 2631–40
- [35] Tembhurne S, Nandjou F and Haussener S 2019 A thermally synergistic photo-electrochemical hydrogen generator operating under concentrated solar irradiation *Nat. Energy* **4** 399–407
- [36] Jia J, Seitz L C, Benck J D, Huo Y, Chen Y, Ng J W D, Bilir T, Harris J S and Jaramillo T F 2016 Solar water splitting by photovoltaic-electrolysis with a solar-to-hydrogen efficiency over 30% *Nat. Commun.* **7** 13237
- [37] Steward D, Ramsden T and Zuboy J 2008 H<sub>2</sub>A production model, version 2 user guide *Technical Report* (<https://doi.org/10.2172/939003>)
- [38] Bae D, Seger B, Vesborg P C K, Hansen O and Chorkendorff I 2017 Strategies for stable water splitting via protected photoelectrodes *Chem. Soc. Rev.* **46** 1933–54
- [39] Roger I, Shipman M A and Symes M D 2017 Earth-abundant catalysts for electrochemical and photoelectrochemical water splitting *Nat. Rev. Chem.* **1** 1–13
- [40] Blankenship R E *et al* 2011 Comparing photosynthetic and photovoltaic efficiencies and recognizing the potential for improvement *Science* **332** 805–9 (in English)
- [41] Dalle K E, Warnan J, Leung J J, Reuillard B, Karmel I S and Reisner E 2019 Electro- and solar-driven fuel synthesis with first row transition metal complexes *Chem. Rev.* **119** 2752–875
- [42] Kornienko N, Zhang J Z, Sakimoto K K, Yang P and Reisner E 2018 Interfacing nature’s catalytic machinery with synthetic materials for semi-artificial photosynthesis *Nat. Nanotechnol.* **13** 890–9
- [43] Zhang J Z and Reisner E 2020 Advancing photosystem II photoelectrochemistry for semi-artificial photosynthesis *Nat. Rev. Chem.* **4** 6–21
- [44] Claassens N J, Cotton C A R, Kopljar D and Bar-Even A 2019 Making quantitative sense of electromicrobial production *Nat. Catal.* **2** 437–47
- [45] Liu C, Colon B C, Ziesack M, Silver P A and Nocera D G 2016 Water splitting-biosynthetic system with CO<sub>2</sub> reduction efficiencies exceeding photosynthesis *Science* **352** 1210–3 (in English)



- [46] Arnold F H 2018 Directed evolution: bringing new chemistry to life *Angew. Chem., Int. Ed.* **57** 4143–8
- [47] Schwizer F, Okamoto Y, Heinisch T, Gu Y, Pellizzoni M M, Lebrun V, Reuter R, Köhler V, Lewis J C and Ward T R 2018 Artificial metalloenzymes: reaction scope and optimization strategies *Chem. Rev.* **118** 142–231
- [48] Fourmond V, Plumeré N and Léger C 2021 Reversible catalysis *Nat. Rev. Chem.* **5** 348–60
- [49] Rieth A J and Nocera D G 2020 Hybrid inorganic-biological systems: faradaic and quantum efficiency, necessary but not sufficient *Joule* **4** 2051–5
- [50] Fujishima A and Honda K 1972 Electrochemical photolysis of water at a semiconductor electrode *Nature* **238** 5358
- [51] Walter M G, Warren E L, McKone J R, Boettcher S W, Mi Q, Santori E A and Lewis N S 2010 Solar water splitting cells *Chem. Rev.* **110** 6446–73
- [52] Higgins D, Hahn C, Xiang C, Jaramillo T F and Weber A Z 2019 Gas-diffusion electrodes for carbon dioxide reduction: a new paradigm *ACS Energy Lett.* **4** 317–24
- [53] Fornaciari J C, Gerhardt M R, Zhou J, Regmi Y N, Danilovic N, Bell A T and Weber A Z 2020 The role of water in vapor-fed proton-exchange-membrane electrolysis *J. Electrochem. Soc.* **167** 104508
- [54] Luna P D, Hahn C, Higgins D, Jaffer S A, Jaramillo T F and Sargent E H 2019 What would it take for renewably powered electrosynthesis to displace petrochemical processes? *Science* **364** eaav3506
- [55] DOE technical targets for hydrogen production from photoelectrochemical water splitting *Energy.gov* (available at: [www.energy.gov/eere/fuelcells/doe-technical-targets-hydrogen-production-photoelectrochemical-water-splitting](http://www.energy.gov/eere/fuelcells/doe-technical-targets-hydrogen-production-photoelectrochemical-water-splitting))
- [56] Energy earthshots initiative *Energy.gov* (available at: [www.energy.gov/policy/energy-earthshots-initiative](http://www.energy.gov/policy/energy-earthshots-initiative))
- [57] Kistler T A, Um M Y and Agbo P 2020 Stable photoelectrochemical hydrogen evolution for 1000 h at 14% efficiency in a monolithic vapor-fed device *J. Electrochem. Soc.* **167** 066502
- [58] Nwabara U O, de Heer M P, Cofell E R, Verma S, Negro E and Kenis P J A 2020 Towards accelerated durability testing protocols for CO<sub>2</sub> electrolysis *J. Mater. Chem. A* **8** 22557–71
- [59] Garg S *et al* 2020 Advances and challenges in electrochemical CO<sub>2</sub> reduction processes: an engineering and design perspective looking beyond new catalyst materials *J. Mater. Chem. A* **8** 1511–44
- [60] Hisatomi T and Domen K 2019 Reaction systems for solar hydrogen production via water splitting with particulate semiconductor photocatalysts *Nat. Catal.* **2** 387–99
- [61] Osterloh F E 2019 Artificial photosynthesis with inorganic particles *Integrated Solar Fuel Generators* ed I D Sharp, H A Atwater and H-J Lewerenz (London: The Royal Society of Chemistry) ch 7, pp 214–80
- [62] Chen S, Takata T and Domen K 2017 Particulate photocatalysts for overall water splitting *Nat. Rev. Mater.* **2** 17050
- [63] Fabian D M, Hu S, Singh N, Houle F A, Hisatomi T, Domen K, Osterloh F E and Ardo S 2015 Particle suspension reactors and materials for solar-driven water splitting *Energy Environ. Sci.* **8** 2825–50
- [64] Wang Q *et al* 2017 Particulate photocatalyst sheets based on carbon conductor layer for efficient Z-scheme pure-water splitting at ambient pressure *J. Am. Chem. Soc.* **139** 1675–83
- [65] Takata T, Jiang J, Sakata Y, Nakabayashi M, Shibata N, Nandal V, Seki K, Hisatomi T and Domen K 2020 Photocatalytic water splitting with a quantum efficiency of almost unity *Nature* **581** 411–4
- [66] Lyu H *et al* 2019 An Al-doped SrTiO<sub>3</sub> photocatalyst maintaining sunlight-driven overall water splitting activity for over 1000 h of constant illumination *Chem. Sci.* **10** 3196–201
- [67] Wang Q *et al* 2019 Oxysulfide photocatalyst for visible-light-driven overall water splitting *Nat. Mater.* **18** 827–32
- [68] Nishiyama H *et al* 2021 Photocatalytic solar hydrogen production from water on a 100-m<sup>2</sup> scale *Nature* **598** 304–7
- [69] Agency for Natural Resources and Energy 2021 “Artificial photosynthesis” for chemical product synthesis from carbon dioxide using solar energy: how far has it progressed? (Japan: Agency for Natural Resources and Energy, Ministry of Economy, Trade and Industry) (in Japanese) 4 March (available at: [www.enecho.meti.go.jp/about/special/johoteikyoy/jinkoukougousei2021.html](http://www.enecho.meti.go.jp/about/special/johoteikyoy/jinkoukougousei2021.html)) (Accessed 6 October 2021)
- [70] Zhao Z, Goncalves R V, Barman S K, Willard E J, Byle E, Perry R, Wu Z, Huda M N, Moulé A J and Osterloh F E 2019 Electronic structure basis for enhanced overall water splitting photocatalysis with aluminum doped SrTiO<sub>3</sub> in natural sunlight *Energy Environ. Sci.* **12** 1385–95
- [71] Wang Z, Inoue Y, Hisatomi T, Ishikawa R, Wang Q, Takata T, Chen S, Shibata N, Ikuhara Y and Domen K 2018 Overall water splitting by Ta<sub>3</sub>N<sub>5</sub> nanorod single crystals grown on the edges of KTaO<sub>3</sub> particles *Nat. Catal.* **1** 756–63
- [72] Laskowski F A L, Oener S Z, Nellist M R, Gordon A M, Bain D C, Fehrs J L and Boettcher S W 2020 Nanoscale semiconductor/catalyst interfaces in photoelectrochemistry *Nat. Mater.* **19** 69–76
- [73] Pan Z, Yanagi R, Wang Q, Shen X, Zhu Q, Xue Y, Röhr J A, Hisatomi T, Domen K and Hu S 2020 Mutually-dependent kinetics and energetics of photocatalyst/co-catalyst/two-redox liquid junctions *Energy Environ. Sci.* **13** 162–73
- [74] Sivula K and van de Krol R 2016 Semiconducting materials for photoelectrochemical energy conversion *Nat. Rev. Mater.* **1** 15010
- [75] Holmes-Gentle I, Alhersh F, Bedoya-Lora F E and Hellgardt K 2018 Photoelectrochemical reaction engineering for solar fuels production *Photoelectrochemical Solar Cells* (New York: Wiley) ch 1, pp 1–41
- [76] Lee W J, Shinde P S, Go G H and Ramasamy E 2011 Ag grid induced photocurrent enhancement in WO<sub>3</sub> photoanodes and their scale-up performance toward photoelectrochemical H<sub>2</sub> generation *Int. J. Hydrog. Energy* **36** 5262–70
- [77] Hankin A, Bedoya-Lora F E, Ong C K, Alexander J C, Petter F and Kelsall G H 2017 From millimetres to metres: the critical role of current density distributions in photo-electrochemical reactor design *Energy Environ. Sci.* **10** 346–60
- [78] Abdi F F, Gutierrez Perez R R and Haussener S 2020 Mitigating voltage losses in photoelectrochemical cell scale-up *Sustain. Energy Fuels* **4** 2734–40
- [79] Tolod K, Hernández S and Russo N 2017 Recent advances in the BiVO<sub>4</sub> photocatalyst for sun-driven water oxidation: top-performing photoanodes and scale-up challenges *Catalysts* **7** 13
- [80] Cheng W-H, Richter M H, Sullivan I, Larson D M, Xiang C, Brunshwig B S and Atwater H A 2020 CO<sub>2</sub> reduction to CO with 19% efficiency in a solar-driven gas diffusion electrode flow cell under outdoor solar illumination *ACS Energy Lett.* **5** 470–6
- [81] Ahmet I Y, Ma Y, Jang J-W, Henschel T, Stannowski B, Lopes T, Vilanova A, Mendes A, Abdi F F and van de Krol R 2019 Demonstration of a 50 cm<sup>2</sup> BiVO<sub>4</sub> tandem

- photoelectrochemical-photovoltaic water splitting device *Sustain. Energy Fuels* **3** 2366–79
- [82] Holmes-Gentle I, Tembhurne S, Suter C and Haussener S 2021 Dynamic system modeling of thermally-integrated concentrated PV-electrolysis *Int. J. Hydrog. Energy* **46** 10666–81
- [83] Kocha S S, Deliang Yang J and Yi J S 2006 Characterization of gas crossover and its implications in PEM fuel cells *AIChE J.* **52** 1916–25
- [84] Berger A, Segalman R A and Newman J 2014 Material requirements for membrane separators in a water-splitting photoelectrochemical cell *Energy Environ. Sci.* **7** 1468–76
- [85] Carter B M, Keller L, Wessling M and Miller D J 2019 Preparation and characterization of crosslinked poly(vinylimidazolium) anion exchange membranes for artificial photosynthesis *J. Mater. Chem. A* **7** 23818–29
- [86] Krödel M, Carter B M, Rall D, Lohaus J, Wessling M and Miller D J 2020 Rational design of ion exchange membrane material properties limits the crossover of CO<sub>2</sub> reduction products in artificial photosynthesis devices *ACS Appl. Mater. Interfaces* **12** 12030–42
- [87] Kutz R B, Chen Q, Yang H, Sajjad S D, Liu Z and Masel I R 2017 Sustainion imidazolium-functionalized polymers for carbon dioxide electrolysis *Energy Technol.* **5** 929–36
- [88] Xiang C *et al* 2016 Modeling, simulation, and implementation of solar-driven water-splitting devices *Angew. Chem., Int. Ed.* **55** 12974–88
- [89] Ripatti D S, Veltman T R and Kanan M W 2019 Carbon monoxide gas diffusion electrolysis that produces concentrated C<sub>2</sub> products with high single-pass conversion *Joule* **3** 240–56
- [90] Yan Z, Hitt J L, Zeng Z, Hickner M A and Mallouk T E 2021 Improving the efficiency of CO<sub>2</sub> electrolysis by using a bipolar membrane with a weak-acid cation exchange layer *Nat. Chem.* **13** 33–40
- [91] Vijselaar W J C, Perez-Rodriguez P, Westerik P J, Tiggelaar R M, Smets A H M, Gardeniers H and Huskens J 2019 A stand-alone Si-based porous photoelectrochemical cell *Adv. Energy Mater.* **9** 1803548
- [92] Kistler T A, Danilovic N and Agbo P 2019 A monolithic photoelectrochemical device evolving hydrogen in pure water *J. Electrochem. Soc.* **166** H656–61
- [93] Schulte L, White W, Renna L A and Ardo S 2021 Turning water into a protonic diode and solar cell via doping and dye sensitization *Joule* **5** 2380–94
- [94] Liao Y 2017 Design and applications of metastable-state photoacids *Acc. Chem. Res.* **50** 1956–64
- [95] Tomkiewicz M and Woodall J M 1977 Photoelectrolysis of water with semiconductor materials *J. Electrochem. Soc.* **124** 1436–40
- [96] Campet G, Puprichitkun C and Sun Z W 1989 Protection of photoanodes against photocorrosion by surface deposition of oxide films: criteria for choosing the protective coating *J. Electroanal. Chem.* **269** 435–45
- [97] Chen Y W, Prange J D, Dühnen S, Park Y, Gunji M, Chidsey C E D and McIntyre P C 2011 Atomic layer-deposited tunnel oxide stabilizes silicon photoanodes for water oxidation *Nat. Mater.* **10** 539–44
- [98] Hu S, Shaner M R, Beardslee J A, Lichterman M, Brunenschwig B S and Lewis N S 2014 Amorphous TiO<sub>2</sub> coatings stabilize Si, GaAs, and GaP photoanodes for efficient water oxidation *Science* **344** 1005–9
- [99] Walczak K A, Segev G, Larson D M, Beeman J W, Houle F A and Sharp I D 2017 Hybrid composite coatings for durable and efficient solar hydrogen generation under diverse operating conditions *Adv. Energy Mater.* **7** 1602791
- [100] May M M, Lewerenz H-J, Lackner D, Dimroth F and Hannappel T 2015 Efficient direct solar-to-hydrogen conversion by *in situ* interface transformation of a tandem structure *Nat. Commun.* **6** 8286
- [101] Tan C S, Kemp K W, Braun M R, Meng A C, Tan W, Chidsey C E D, Ma W, Moghadam F and McIntyre P C 2019 >10% solar-to-hydrogen efficiency unassisted water splitting on ALD-protected silicon heterojunction solar cells *Sustain. Energy Fuels* **3** 1490–500
- [102] Shen X, Yao M, Sun K, Zhao T, He Y, Chi C, Zhou C, Dapkus P, Lewis N S and Hu. S 2021 Defect tolerant TiO<sub>2</sub>-coated and discretized photoanodes for >600 h stable photoelectrochemical water oxidation *ACS Energy Lett.* **6** 193–200
- [103] May M M, Lackner D, Ohlmann J, Dimroth F, van de Krol R, Hannappel T and Schwarzbürg K 2017 On the benchmarking of multi-junction photoelectrochemical fuel generating devices *Sustain. Energy Fuels* **1** 492
- [104] Wu J, Walukiewicz W, Yu K M, Shan W, Ager III J W, Haller E E, Lu H, Schaff W J, Metzger W K and Kurtz S 2003 Superior radiation resistance of In<sub>1-x</sub>Ga<sub>x</sub>N alloys: full-solar-spectrum photovoltaic material system *J. Appl. Phys.* **94** 6477–82
- [105] Dong W J, Navid I A, Xiao Y, Lim J W, Lee J-L and Mi Z 2021 CuS-decorated GaN nanowires on silicon photocathodes for converting CO<sub>2</sub> mixture gas to HCOOH *J. Am. Chem. Soc.* **143** 10099
- [106] Kempler P A, Richter M H, Cheng W-H, Brunenschwig B S and Lewis N S 2020 Si microwire-array photocathodes decorated with Cu allow CO<sub>2</sub> reduction with minimal parasitic absorption of sunlight *ACS Energy Lett.* **5** 2528–34
- [107] Fontaine K T, Cheng W-H, Bukowsky C R and Atwater H A 2016 Near-unity unselective absorption in sparse InP nanowire arrays *ACS Photonics* **3** 1826–32
- [108] Xiao S *et al* 2017 Integration of inverse nanocone array based bismuth vanadate photoanodes and bandgap-tunable perovskite solar cells for efficient self-powered solar water splitting *J. Mater. Chem. A* **5** 19091–7
- [109] Yalamanchili S, Verlage E, Cheng W-H, Fontaine K T, Jahelka P R, Kempler P A, Saive R, Lewis N S and Atwater H A 2020 High broadband light transmission for solar fuels production using dielectric optical waveguides in TiO<sub>2</sub> nanocone arrays *Nano Lett.* **20** 502–8
- [110] Wang K X, Yu Z, Liu V, Brongersma M L, Jaramillo T F and Fan S 2014 Nearly total solar absorption in ultrathin nanostructured iron oxide for efficient photoelectrochemical water splitting *ACS Photonics* **1** 235–40
- [111] Brongersma M L, Halas N J and Nordlander P 2015 Plasmon-induced hot carrier science and technology *Nat. Nanotechnol.* **10** 25–34
- [112] Shi X, Ueno K, Oshikiri T, Sun Q, Sasaki K and Misawa H 2018 Enhanced water splitting under modal strong coupling conditions *Nat. Nanotechnol.* **13** 953–8
- [113] De Luna P, Quintero-Bermudez R, Dinh C-T, Ross M B, Bushuyev O S, Todorović P, Regier T, Kelley S O, Yang P and Sargent E H 2018 Catalyst electro-redeposition controls morphology and oxidation state for selective carbon dioxide reduction *Nat. Catal.* **1** 103–10
- [114] Tagliabue G *et al* 2020 Ultrafast hot-hole injection modifies hot-electron dynamics in Au/p-GaN heterostructures *Nat. Mater.* **19** 1312–8
- [115] Green M L *et al* 2017 Fulfilling the promise of the materials genome initiative with high-throughput experimental methodologies *Appl. Phys. Rev.* **4** 011105
- [116] Woodhouse M, Herman G S and Parkinson B A 2005 Combinatorial approach to identification of catalysts for the photoelectrolysis of water *Chem. Mater.* **17** 4318–24
- [117] Zhou L, Shinde A, Guevarra D, Haber J A, Persson K A, Neaton J B and Gregoire J M 2020 Successes and

- opportunities for discovery of metal oxide photoanodes for solar fuels generators *ACS Energy Lett.* **5** 1413–21
- [118] Spittler M T *et al* 2020 Practical challenges in the development of photoelectrochemical solar fuels production *Sustain. Energy Fuels* **4** 985–95
- [119] Singh A K, Zhou L, Shinde A, Suram S K, Montoya J H, Winston D, Gregoire J M and Persson K A 2017 Electrochemical stability of metastable materials *Chem. Mater.* **29** 10159–67
- [120] Klemm S O, Topalov A A, Laska C A and Mayrhofer K J J 2011 Coupling of a high throughput microelectrochemical cell with online multielemental trace analysis by ICP-MS *Electrochem. Commun.* **13** 1533–5
- [121] Nandy A, Duan C, Taylor M G, Liu F, Steeves A H and Kulik H J 2021 Computational discovery of transition-metal complexes: from high-throughput screening to machine learning *Chem. Rev.* **121** 9927–10000
- [122] Unke O T, Chmiela S, Sauceda H E, Gastegger M, Poltavsky I, Schütt K T, Tkatchenko A and Müller K-R 2021 Machine learning force fields *Chem. Rev.* **121** 10142–86
- [123] Dral P O 2020 Quantum chemistry in the age of machine learning *J. Phys. Chem. Lett.* **11** 2336–47
- [124] Burger B *et al* 2020 A mobile robotic chemist *Nature* **583** 7815
- [125] Lee D K, Lee D, Lumley M A and Choi K-S 2019 Progress on ternary oxide-based photoanodes for use in photoelectrochemical cells for solar water splitting *Chem. Soc. Rev.* **48** 2126–57
- [126] Smith W A, Sharp I D, Strandwitz N C and Bisquert J 2015 Interfacial band-edge energetics for solar fuels production *Energy Environ. Sci.* **8** 2851–62
- [127] Grave D A *et al* 2021 Extraction of mobile charge carrier photogeneration yield spectrum of ultrathin-film metal oxide photoanodes for solar water splitting *Nat. Mater.* **20** 833–40
- [128] Walsh A and Zunger A 2017 Instilling defect tolerance in new compounds *Nat. Mater.* **16** 964–7
- [129] Lee D K and Choi K-S 2018 Enhancing long-term photostability of BiVO<sub>4</sub> photoanodes for solar water splitting by tuning electrolyte composition *Nat. Energy* **3** 53–60
- [130] Lee D, Wang W, Zhou C, Tong X, Liu M, Galli G and Choi K-S 2021 The impact of surface composition on the interfacial energetics and photoelectrochemical properties of BiVO<sub>4</sub> *Nat. Energy* **6** 287–94
- [131] Hawecker J, Lehn J-M and Zissel R 1983 Efficient photochemical reduction of CO<sub>2</sub> to CO by visible-light irradiation of systems containing Re(Bipy)(CO)<sub>3</sub>X or Ru(bipy)<sub>3</sub><sup>2+</sup>-Co<sup>2+</sup> combinations as homogeneous catalysts *J. Chem. Soc., Chem. Commun.* 536–8
- [132] Morimoto T, Nakajima T, Sawa S, Nakanishi R, Imori D and Ishitani O 2013 CO<sub>2</sub> capture by a rhenium(I) complex with the aid of triethanolamine *J. Am. Chem. Soc.* **135** 16825–8
- [133] Takeda H, Koike K, Inoue H and Ishitani O 2008 Development of an efficient photocatalytic system for CO<sub>2</sub> reduction using rhenium(I) complexes based on mechanistic studies *J. Am. Chem. Soc.* **130** 2023–31
- [134] Tamaki Y, Takeda H and Ishitani O 2019 Molecular technologies for photocatalytic CO<sub>2</sub> reduction *Molecular Technology* vol 1, ed H Yamamoto and T Kato (New York: Wiley) pp 209–49
- [135] Yamazaki Y, Takeda H and Ishitani O 2015 Photocatalytic reduction of CO<sub>2</sub> using metal complexes *J. Photochem. Photobiol. C* **25** 106–37
- [136] Takeda H, Cometto C, Ishitani O and Robert M 2017 Electrons, photons, protons and earth-abundant metal complexes for molecular catalysis of CO<sub>2</sub> reduction *ACS Catal.* **7** 70–88
- [137] Ueda Y, Takeda H, Yui T, Koike K, Goto Y, Inagaki S and Ishitani O 2015 A visible-light harvesting system for CO<sub>2</sub> reduction using a Ru<sup>II</sup>-Re<sup>I</sup> photocatalyst adsorbed in mesoporous organosilica *ChemSusChem* **8** 439–42
- [138] Lee J-S, Won D-I, Jung W-J, Son H-J, Pac C and Kang S O 2017 Widely controllable syngas production by a dye-sensitized TiO<sub>2</sub> hybrid system with Re<sup>I</sup> and Co<sup>III</sup> catalysts under visible-light irradiation *Angew. Chem., Int. Ed.* **56** 976–80
- [139] Kumagai H, Sahara G, Maeda K, Higashi M, Abe R and Ishitani O 2017 Hybrid photocathode consisting of a CuGaO<sub>2</sub> p-type semiconductor and a Ru(ii)-Re(i) supramolecular photocatalyst: non-biased visible-light-driven CO<sub>2</sub> reduction with water oxidation *Chem. Sci.* **8** 4242–9
- [140] Kajiwara T, Fujii M, Tsujimoto M, Kobayashi K, Higuchi M, Tanaka K and Kitagawa S 2016 Photochemical reduction of low concentrations of CO<sub>2</sub> in a porous coordination polymer with a ruthenium(II)-CO complex *Angew. Chem., Int. Ed.* **55** 2697–700
- [141] Rongé J, Bosserez T, Martel D, Nervi C, Boarino L, Taulelle F, Decher G, Bordiga S and Martens J A 2014 Monolithic cells for solar fuels *Chem. Soc. Rev.* **43** 7963–81
- [142] Kumar B, Llorente M, Froehlich J, Dang T, Sathrum A and Kubiak C P 2012 Photochemical and photoelectrochemical reduction of CO<sub>2</sub> *Annu. Rev. Phys. Chem.* **63** 541–69
- [143] Peterson A A, Abild-Pedersen F, Studt F, Rossmeisl J and Nørskov J K 2010 How copper catalyzes the electroreduction of carbon dioxide into hydrocarbon fuels *Energy Environ. Sci.* **3** 1311
- [144] Sears W M and Morrison S R 1985 Carbon dioxide reduction on gallium arsenide electrodes *J. Phys. Chem.* **89** 3295–8
- [145] White J L *et al* 2015 Light-driven heterogeneous reduction of carbon dioxide: photocatalysts and photoelectrodes *Chem. Rev.* **115** 12888–935
- [146] Gurudayal *et al* 2019 Si photocathode with Ag-supported dendritic Cu catalyst for CO<sub>2</sub> reduction *Energy Environ. Sci.* **12** 1068–77
- [147] Habisreutinger S N, Schmidt-Mende L and Stolarczyk J K 2013 Photocatalytic reduction of CO<sub>2</sub> on TiO<sub>2</sub> and other semiconductors *Angew. Chem., Int. Ed.* **52** 7372–408
- [148] Kang U, Yoon S H, Han D S and Park H 2019 Synthesis of aliphatic acids from CO<sub>2</sub> and water at efficiencies close to the photosynthesis limit using mixed copper and iron oxide films *ACS Energy Lett.* **4** 2075–80
- [149] Monteiro M C O, Dattila F, Hagedoorn B, García-Muelas R, López N and Koper M T M 2021 Absence of CO<sub>2</sub> electroreduction on copper, gold and silver electrodes without metal cations in solution *Nat. Catal.* **4** 654–62
- [150] Peter L 2021 Fundamental aspects of photoelectrochemical water splitting at semiconductor electrodes *Curr. Opin. Green Sustain. Chem.* **31** 100505
- [151] Dai Y, Cheng P, Xie G, Li C, Akram M Z, Guo B, Boddula R, Shi X, Gong J and Gong J R 2019 Modulating photoelectrochemical water-splitting activity by charge-storage capacity of electrocatalysts *J. Phys. Chem. C* **123** 28753–62
- [152] Mesa C A *et al* 2020 Multihole water oxidation catalysis on haematite photoanodes revealed by operando spectroelectrochemistry and DFT *Nat. Chem.* **12** 82–89
- [153] Bernt M, Hartig-Weiß A, Tovini M F, El-Sayed H A, Schramm C, Schröter J, Gebauer C and Gasteiger H A 2020 Current challenges in catalyst development for PEM water electrolyzers *Chem. Ing. Tech.* **92** 31–39



- [154] Lindquist G A, Xu Q, Oener S Z and Boettcher S W 2020 Membrane electrolyzers for impure-water splitting *Joule* **4** 2549–61
- [155] Li Y C, Yan Z, Hitt J, Wycisk R, Pintauro P N and Mallouk T E 2018 Bipolar membranes inhibit product crossover in CO<sub>2</sub> electrolysis cells *Adv. Sustain. Syst.* **2** 1700187
- [156] Krivina R A, Ou Y, Xu Q, Twight L P, Stovall T N and Boettcher S W 2021 Oxygen electrocatalysis on mixed-metal oxides/oxyhydroxides: from fundamentals to membrane electrolyzer technology *Acc. Mater. Res.* **2** 548–58
- [157] Friebel D *et al* 2015 Identification of highly active Fe sites in (Ni,Fe)OOH for electrocatalytic water splitting *J. Am. Chem. Soc.* **137** 1305–13
- [158] Chen J Y C, Dang L, Liang H, Bi W, Gerken J B, Jin S, Alp E E and Stahl S S 2015 Operando analysis of NiFe and Fe oxyhydroxide electrocatalysts for water oxidation: detection of Fe<sup>4+</sup> by Mössbauer spectroscopy *J. Am. Chem. Soc.* **137** 15090–3
- [159] Dionigi F *et al* 2020 *In-situ* structure and catalytic mechanism of NiFe and CoFe layered double hydroxides during oxygen evolution *Nat. Commun.* **11** 2522
- [160] Chung D Y *et al* 2020 Dynamic stability of active sites in hydr(oxy)oxides for the oxygen evolution reaction *Nat. Energy* **5** 222–30
- [161] Mefford J T *et al* 2021 Correlative operando microscopy of oxygen evolution electrocatalysts *Nature* **593** 67–73
- [162] Kuai C *et al* 2020 Phase segregation reversibility in mixed-metal hydroxide water oxidation catalysts *Nat. Catal.* **3** 743–53
- [163] Laursen A B *et al* 2018 Climbing the volcano of electrocatalytic activity while avoiding catalyst corrosion: Ni<sub>3</sub>P, a hydrogen evolution electrocatalyst stable in both acid and alkali *ACS Catal.* **8** 4408–19
- [164] Armstrong F A, Belsey N A, Cracknell J A, Goldet G, Parkin A, Reisner E, Vincent K A and Wait A F 2009 Dynamic electrochemical investigations of hydrogen oxidation and production by enzymes and implications for future technology *Chem. Soc. Rev.* **38** 36–51
- [165] Madden C, Vaughn M D, Diez-Perez I, Brown K A, King P W, Gust D, Moore A L and Moore T A 2012 Catalytic turnover of [FeFe]-hydrogenase based on single-molecule imaging *J. Am. Chem. Soc.* **134** 1577–82
- [166] Shinagawa T and Takanabe K 2017 Towards versatile and sustainable hydrogen production through electrocatalytic water splitting: electrolyte engineering *ChemSusChem* **10** 1318–36
- [167] Zhang H, Cheng W, Luan D and Lou X W 2021 Atomically dispersed reactive centers for electrocatalytic CO<sub>2</sub> reduction and water splitting *Angew. Chem., Int. Ed.* **60** 13177–96
- [168] Artero V 2017 Bioinspired catalytic materials for energy-relevant conversions *Nat. Energy* **2** 17131
- [169] Zhang L *et al* 2018 Graphene defects trap atomic Ni species for hydrogen and oxygen evolution reactions *Chem* **4** 285–97
- [170] Tran P D *et al* 2016 Coordination polymer structure and revisited hydrogen evolution catalytic mechanism for amorphous molybdenum sulfide *Nat. Mater.* **15** 640–6
- [171] Modestino M A, Hashemi S M H and Haussener S 2016 Mass transport aspects of electrochemical solar-hydrogen generation *Energy Environ. Sci.* **9** 1533–51
- [172] Huan T N, Jane R T, Benayad A, Guetaz L, Tran P D and Artero V 2016 Bio-inspired noble metal-free nanomaterials approaching platinum performances for H<sub>2</sub> evolution and uptake *Energy Environ. Sci.* **9** 940–7
- [173] Coutard N *et al* 2021 Impact of ionomer structuration on the performance of bio-inspired noble-metal-free fuel cell anodes *Chem. Catal.* **1** 88–105
- [174] Reuillard B, Warnan J, Leung J J, Wakerley D W and Reisner E 2016 A poly(cobaloxime)/carbon nanotube electrode: freestanding buckypaper with polymer-enhanced H<sub>2</sub>-evolution performance *Angew. Chem., Int. Ed. Engl.* **55** 3952–7
- [175] Subbaraman R, Tripkovic D, Chang K-C, Strmcnik D, Paulikas A P, Hirunsit P, Chan M, Greeley J, Stamenkovic V and Markovic N M 2012 Trends in activity for the water electrolyser reactions on 3d M(Ni,Co,Fe,Mn) hydr(oxy)oxide catalysts *Nat. Mater.* **11** 550–7
- [176] Maeda K, Teramura K, Lu D, Saito N, Inoue Y and Domen K 2006 Noble-metal/Cr<sub>2</sub>O<sub>3</sub> core/shell nanoparticles as a cocatalyst for photocatalytic overall water splitting *Angew. Chem., Int. Ed.* **45** 7806–9
- [177] Esposito D V 2018 Membrane-coated electrocatalysts—an alternative approach to achieving stable and tunable electrocatalysis *ACS Catal.* **8** 457–65
- [178] Birdja Y Y, Pérez-Gallent E, Figueiredo M C, Göttle A J, Calle-Vallejo F and Koper M T M 2019 Advances and challenges in understanding the electrocatalytic conversion of carbon dioxide to fuels *Nat. Energy* **4** 732–45
- [179] Arán-Ais R M, Gao D and Roldan Cuenya B 2018 Structure-and electrolyte-sensitivity in CO<sub>2</sub> electroreduction *Acc. Chem. Res.* **51** 2906–17
- [180] Franco F, Rettenmaier C, Jeon H and Roldan Cuenya B 2020 Transition metal-based catalysts for the electrochemical CO<sub>2</sub> reduction: from atoms and molecules to nanostructured materials *Chem. Soc. Rev.* **49** 6884–946
- [181] Goyal A, Marcandalli G, Mints V A and Koper M T M 2020 Competition between CO<sub>2</sub> reduction and hydrogen evolution on a gold electrode under well-defined mass transport conditions *J. Am. Chem. Soc.* **142** 4154–61
- [182] Casebolt R, Levine K, Suntivich J and Hanrath T 2021 Pulse check: potential opportunities in pulsed electrochemical CO<sub>2</sub> reduction *Joule* **5** 1987–2026
- [183] Rabinowitz J A and Kanan M W 2020 The future of low-temperature carbon dioxide electrolysis depends on solving one basic problem *Nat. Commun.* **11** 5231
- [184] Hori Y, Takahashi R, Yoshinami Y and Murata A 1997 Electrochemical reduction of CO at a copper electrode *J. Phys. Chem. B* **101** 7075–81
- [185] Pérez-Gallent E, Figueiredo M C, Calle-Vallejo F and Koper M T M 2017 Spectroscopic observation of a hydrogenated CO dimer intermediate during CO reduction on Cu(100) electrodes *Angew. Chem., Int. Ed.* **56** 3621–4
- [186] Gao D, Arán-Ais R M, Jeon H and Roldan Cuenya B 2019 Rational catalyst and electrolyte design for CO<sub>2</sub> electroreduction towards multicarbon products *Nat. Catal.* **2** 198–210
- [187] Roldan Cuenya B, Scholten F, Nguyen K-L C, Bruce J P and Heyde M 2021 Identifying structure-selectivity correlations in the electrochemical reduction of CO<sub>2</sub>: a comparison of well-ordered atomically-clean and chemically-etched Cu single crystal surfaces *Angew. Chem., Int. Ed.* accepted
- [188] Takatsuji Y, Nakata I, Morimoto M, Sakakura T, Yamasaki R and Haruyama T 2019 Highly selective methane production through electrochemical CO<sub>2</sub> reduction by electrolytically plated Cu–Co electrode *Electrocatalysis* **10** 29–34
- [189] Zhang W *et al* 2018 Electrochemical reduction of carbon dioxide to methanol on hierarchical Pd/SnO<sub>2</sub> nanosheets with abundant Pd–O–Sn interfaces *Angew. Chem., Int. Ed.* **57** 9475–9



- [190] Zhan C, Dattila F, Rettenmaier C, Bergmann A, Kühl S, García-Muelas R, Lopez N and Roldan Cuenya B 2021 Revealing the CO coverage driven C–C coupling mechanism for electrochemical CO<sub>2</sub> reduction on Cu<sub>2</sub>O nanocubes via operando Raman spectroscopy *ACS Catal.* **11** 7694–701
- [191] Bui J C, Kim C, Weber A Z and Bell A T 2021 Dynamic boundary layer simulation of pulsed CO<sub>2</sub> electrolysis on a copper catalyst *ACS Energy Lett.* **6** 1181–8
- [192] Kim C, Weng L-C and Bell A T 2020 Impact of pulsed electrochemical reduction of CO<sub>2</sub> on the formation of C<sub>2+</sub> products over Cu *ACS Catal.* **10** 12403–13
- [193] Bondü C J, Graf M, Goyal A and Koper M T M 2021 Suppression of hydrogen evolution in acidic electrolytes by electrochemical CO<sub>2</sub> reduction *J. Am. Chem. Soc.* **143** 279–85
- [194] Huang J E *et al* 2021 CO<sub>2</sub> electrolysis to multicarbon products in strong acid *Science* **372** 1074–8