

Webinar

**Co-processing Fast Pyrolysis Bio-Oils and
Hydrothermal Liquefaction Biocrudes in
Fluid Catalytic Cracking and
Hydroprocessing in Refineries**

September 20th, 2023

Presenters:

Dr. Reinhard Seiser, National Renewable Energy Laboratory

Dr. Huamin Wang, Pacific Northwest National Laboratory



This Webinar (9/20/2023)

- Housekeeping
- • Overview of BETO
- Overview of the Co-Processing Project
- Co-Processing of Bio-Oils in Fluid Catalytic Cracking
- Co-Processing of HTL Biocrudes and Bio-Oils in Hydroprocessing
- Q&A

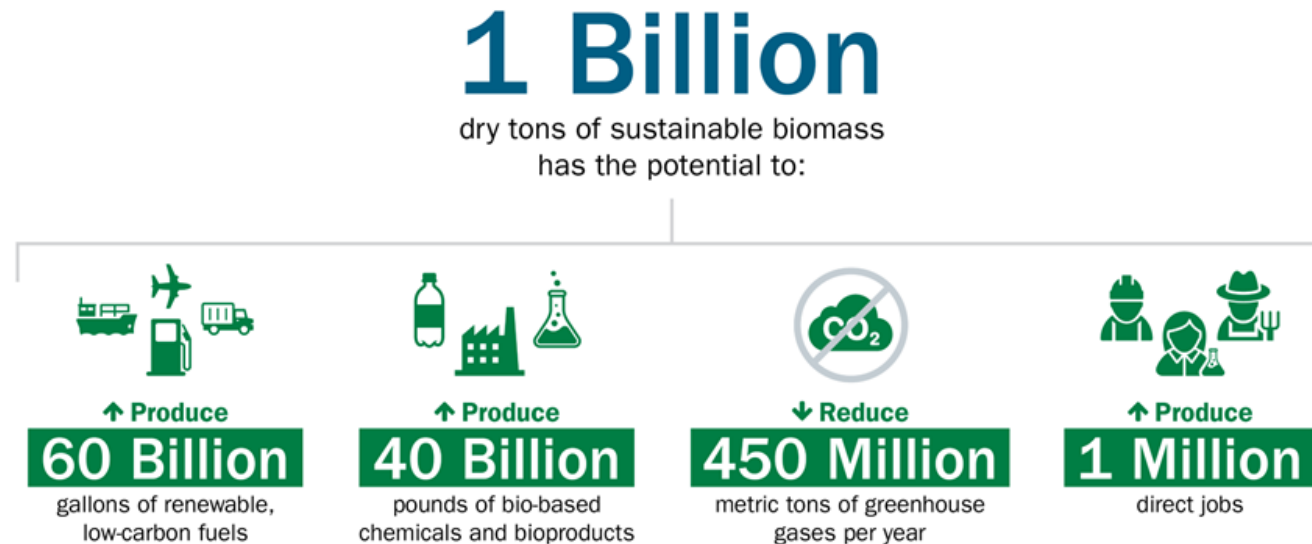


Next Week's Webinar (9/27/2023)

- Biogenic Carbon Tracking and Measurement



- More GHG reductions, faster!
- Focusing on Sustainable Aviation Fuel (SAF) and other strategic transportation fuels
 - [BETO 2023 Multi-Year Program Plan](#)
 - [Sustainable Aviation Fuel Grand Challenge Roadmap](#)
 - [U.S. National Blueprint for Transportation Decarbonization](#)
- Unlocking the potential of the full range of renewable carbon resources



Bioenergy Technologies Office Program Areas

Renewable Carbon Resources



Conversion Technologies



Systems Development and Integration



Data, Modeling, and Analysis



- Support 3 billion gallons SAF by 2030
- Support 35 billion gallons SAF by 2050
- Cost-effective SAF and other strategic fuels with at least 70% greenhouse gas reductions
- Decarbonization of chemicals

Today's Presenters



Dr. Reinhard Seiser
Senior Research Engineer
National Renewable Energy Laboratory



Dr. Huamin Wang
Chief Research Engineer
Pacific Northwest National Laboratory

This Webinar (9/20/2023)

- Housekeeping
- Overview of BETO
- • Overview of the Co-Processing Project
- Co-Processing of Bio-Oils in Fluid Catalytic Cracking
- Co-Processing of HTL Biocrudes and Bio-Oils in Hydroprocessing
- Q&A

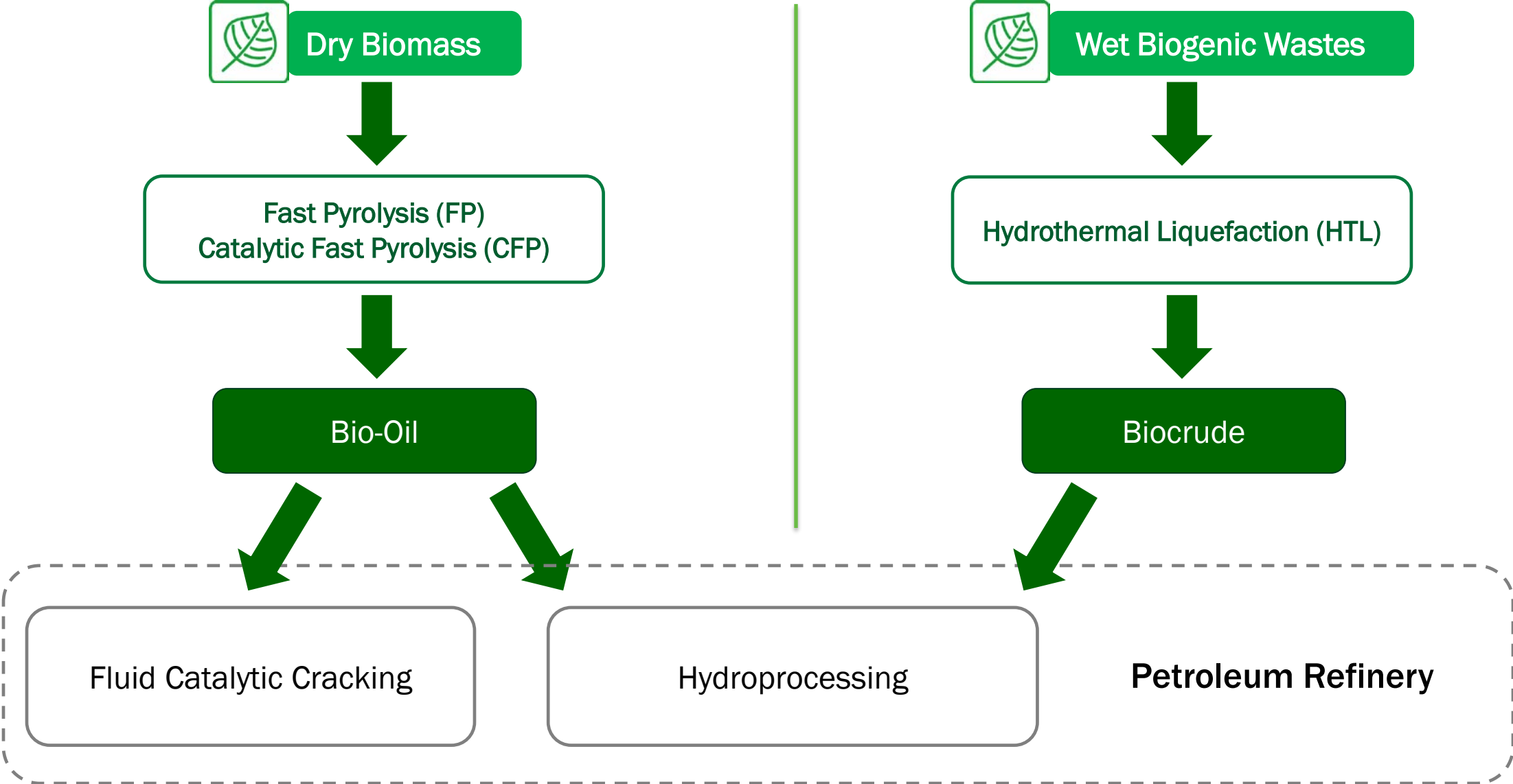


Next Week's Webinar (9/27/2023)

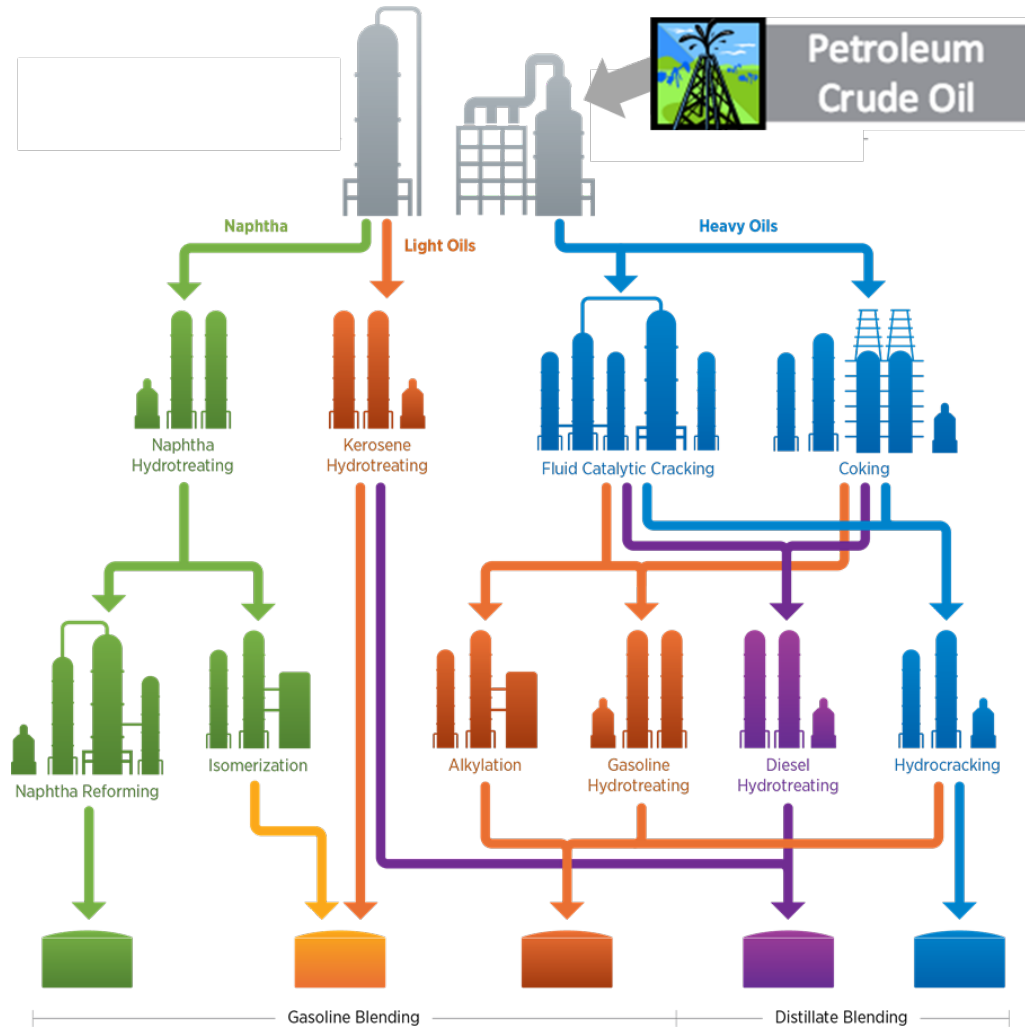
- Biogenic Carbon Tracking and Measurement



Project Overview – Two Sources of Biogenic Feeds and Two Co-processing Methods



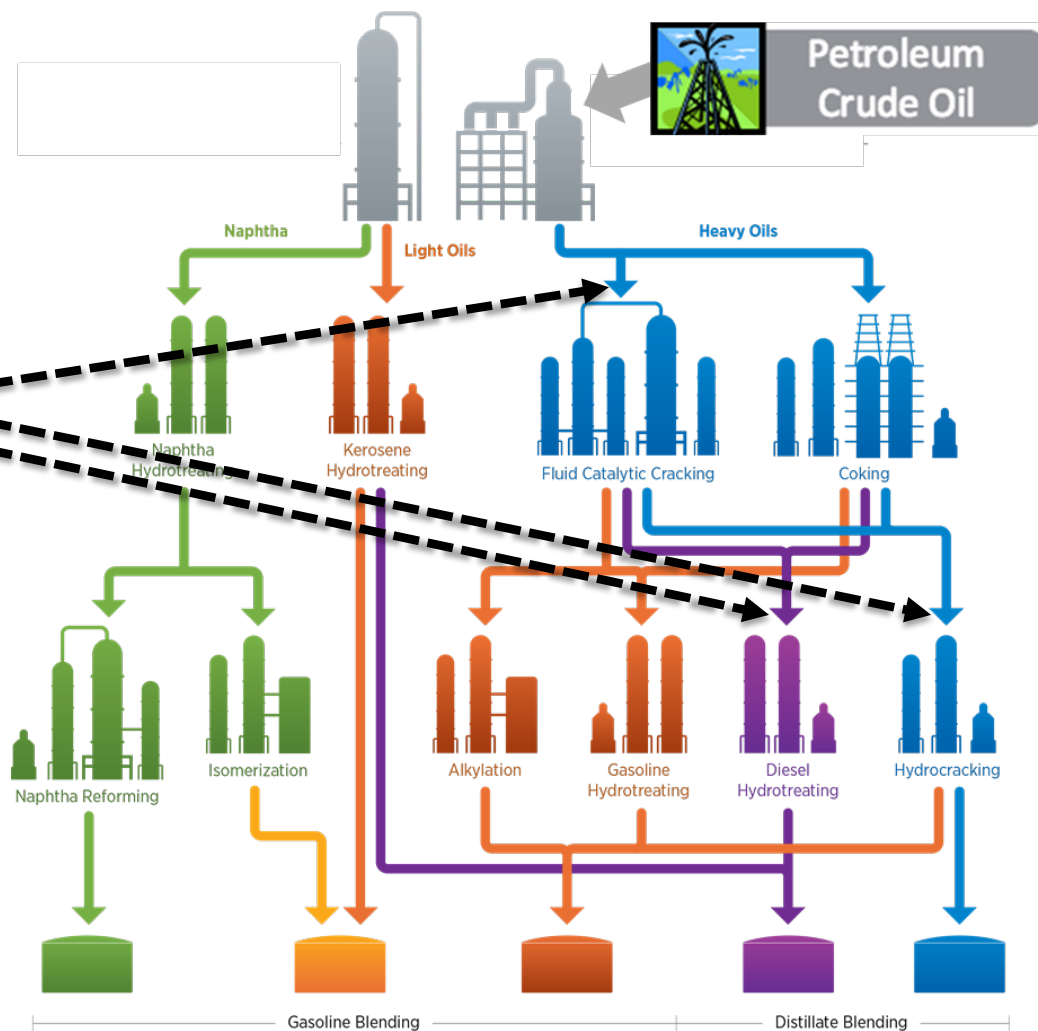
Project Overview – Co-Processing Leverages Existing Refining Infrastructure



Current US Refinery Capacities

- Fluid catalytic crackers (fuels and chemicals mode): 85 BGal/yr
- Diesel hydrotreaters (diesel mode): 70 BGal/yr
- Distillate and/or gas oil hydrocrackers (jet mode): 37 BGal/yr

Project Overview – Investigate Co-Processing Options at Various Insertion Points



FP and CFP Bio-Oils
HTL Biocrude

Current US Refinery Capacities

- Fluid catalytic crackers (fuels and chemicals mode): 85 BGal/yr
- Diesel hydrotreaters (diesel mode): 70 BGal/yr
- Distillate and/or gas oil hydrocrackers (jet mode): 37 BGal/yr

Expand from co-processing fats, oils, and greases (resource < 43 M tons/yr^[1]) to lignocellulosic and waste feedstocks (forestry, agriculture, algae, wastes) with a resource of > 1,100 M tons/yr.^[2]

FP: Fast pyrolysis oil
CFP: Catalytic fast pyrolysis oil
HTL: Hydrothermal liquefaction

[1] IHS Chem. Econ. Handbook (2021). FOGs Industry Overview
[2] Billion Ton Update (2016)

Project Overview – De-Risking Co-Processing Requires Extensive R&D

Properties of typical
Bio-oil and biocrude feedstocks

	Woody FP Bio-Oil	Woody CFP Bio-Oil	Sewage Sludge HTL Biocrude	Petroleum
H/C	1.4-1.6	1.0-1.1	~1.5	1.5-1.8
O	36-52	15-36	~2-8	0.1-1.0
S	~0	~0	~0.5	0.1-6
N	<0.2	<0.2	~5	0.1-2
H₂O	17-30	~5-10	~2-12	0.02-0.1

FP and CFP Bio-Oils

- High oxygen content
- Sulfur content is low
- High water content

HTL Biocrudes

- High nitrogen content
- High water content

FP: Fast pyrolysis oil

CFP: Catalytic fast pyrolysis oil

HTL: Hydrothermal liquefaction

Project Overview – De-Risking Co-Processing Requires Extensive R&D

Properties of typical Bio-oil and biocrude feedstocks

	Woody FP Bio-Oil	Woody CFP Bio-Oil	Sewage Sludge HTL Biocrude	Petroleum
H/C	1.4-1.6	1.0-1.1	~1.5	1.5-1.8
O	36-52	15-36	~2-8	0.1-1.0
S	~0	~0	~0.5	0.1-6
N	<0.2	<0.2	~5	0.1-2
H₂O	17-30	~5-10	~2-12	0.02-0.1

FP and CFP Bio-Oils

- High oxygen content
- Sulfur content is low
- High water content

HTL Biocrudes

- High nitrogen content
- High water content

Challenges

- A **knowledge risk** centered on the lack of co-processing data including feedstock compositions and contaminants, product compositions, reaction kinetics of unique bio-compounds, and associated TEA/LCA
- A critical **operability risk** comprising long term process stability around **catalyst deactivation** and fouling of feed systems and during operation.
- A **regulatory risk** comprising the need to rapidly **measure biogenic carbon** and oxygenates in process streams and products

FP: Fast pyrolysis oil

CFP: Catalytic fast pyrolysis oil

HTL: Hydrothermal liquefaction

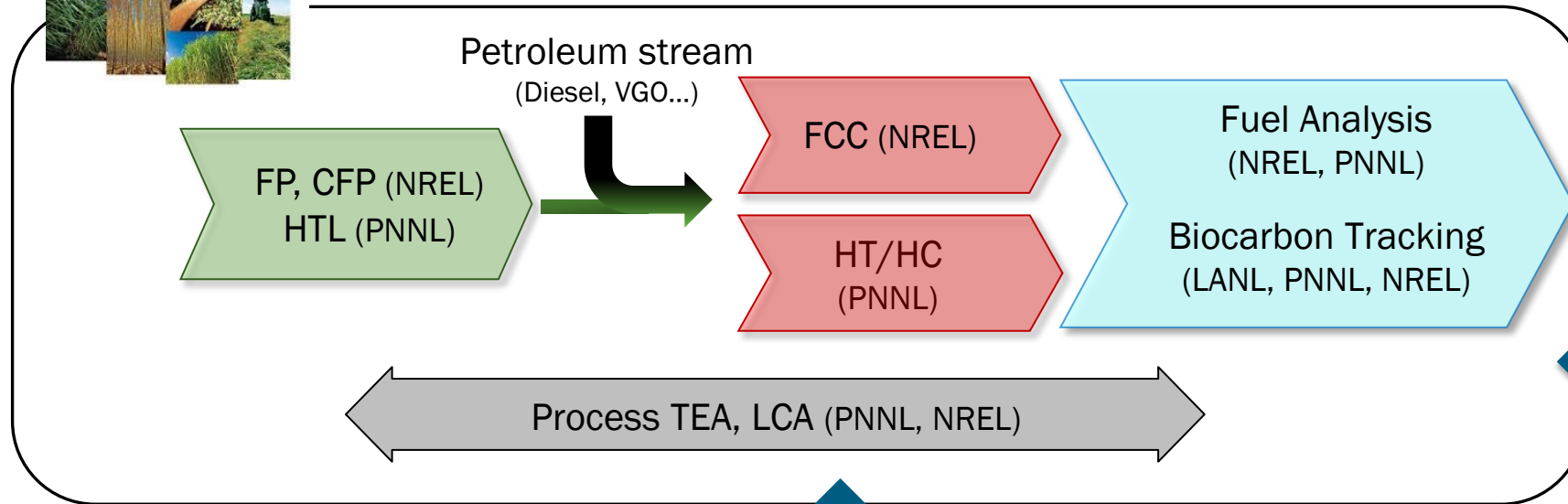
Project Overview – Project Objectives and Goals

- Extensively evaluating the co-processing of various FP and CFP bio-oils and HTL biocrudes in FCC and hydroprocessing
- Understanding the impact of co-processing on chemistry, catalyst
- Identifying mitigation approaches to operational problems and risks
- Developing reactor models for predictive capability
- Conducting TEA and refinery impact analysis
- Evaluating and improving methods for biogenic carbon detection in products

Project Overview – BETO Funded Project – An Interdisciplinary and Collaborative Effort



Wood, Herbaceous,
WWTP Sludge, Algae



Industrial Advisory Board (IAB)

- 8 refining companies
- 4 catalyst developers
- 2 bio-oil providers
- 3 academic and government institutions

External Partners

- Catalyst
- Feedstock
- Biogenic Carbon Analysis

WWTP: Wastewater treatment plant
 VGO: Vacuum gas oil
 FP: Fast pyrolysis oil
 CFP: Catalytic fast pyrolysis oil
 HTL: Hydrothermal liquefaction
 FCC: Fluid-catalytic cracking
 HT/HC: Hydrotreating/hydrocracking
 TEA: Techno-economic analysis
 LCA: Life-cycle Analysis

This Webinar (9/20/2023)

- Housekeeping
- Overview of BETO
- Overview of the Co-Processing Project
- • Co-Processing of Bio-Oils in Fluid Catalytic Cracking
- Co-Processing of HTL Biocrudes and Bio-Oils in Hydroprocessing
- Q&A



Next Week's Webinar (9/27/2023)

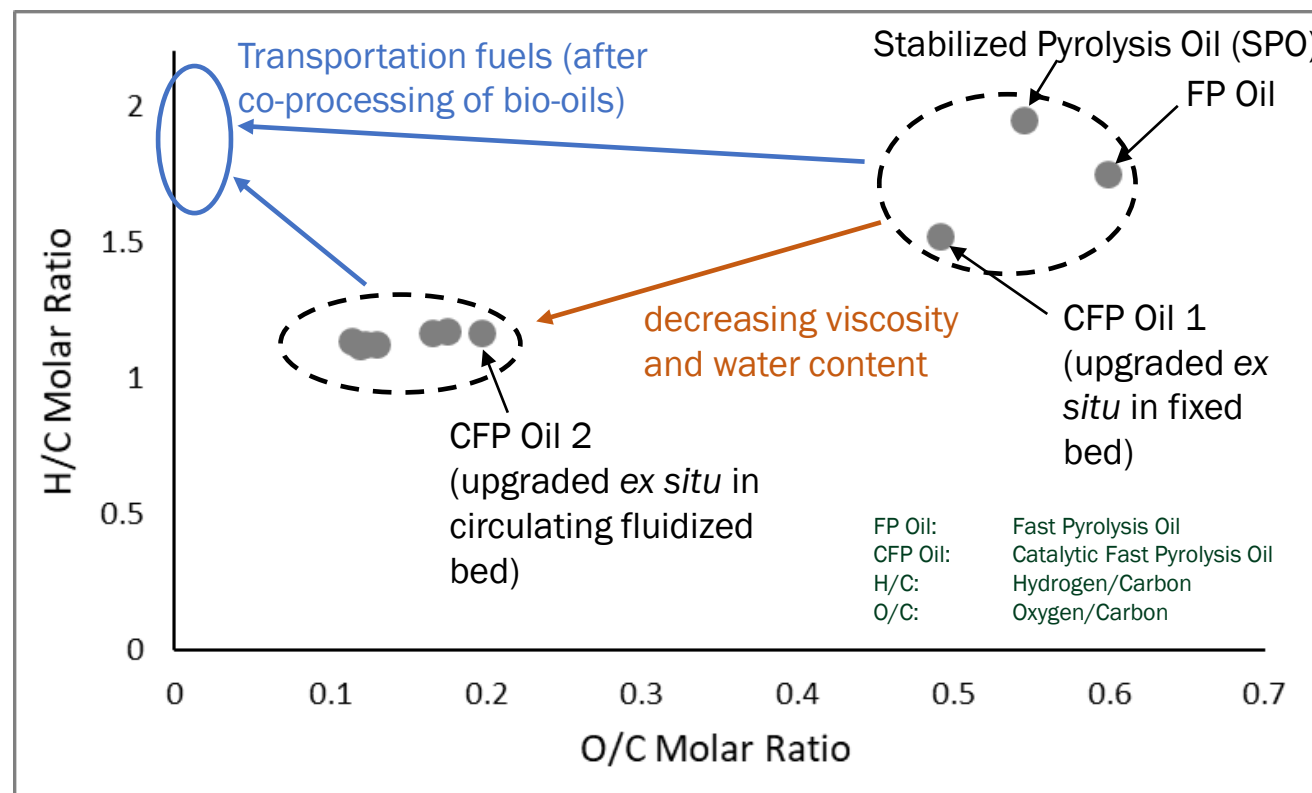
- Biogenic Carbon Tracking and Measurement



- FP Oil – for reference (no catalyst used during production).
- CFP oils were produced in-house with oxygen contents between 12 and 36%.



- Stabilized pyrolysis oil (SPO) was provided by BTG.



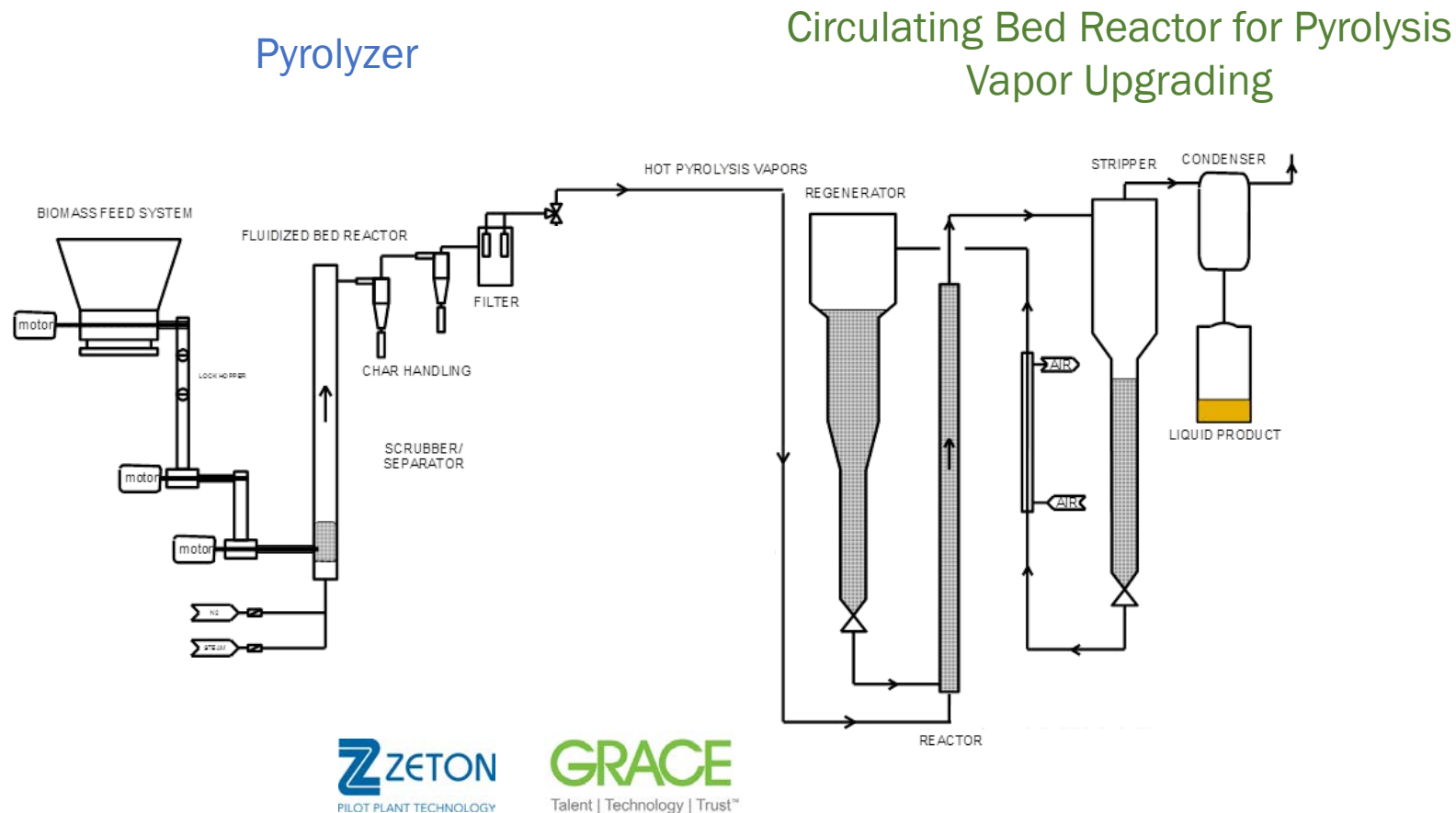
Bio-oils are shown on a wet-basis

- Catalytic Fast Pyrolysis Oil – Ex-situ Upgrading of Pyrolysis Vapors
[Ruddy et al., Green Chemistry, 2014; Magrini et al., Biomass and Bioenergy, 2022](#)
- Stabilized Pyrolysis Oil (BTG) – Fast Pyrolysis Oil Stabilized by Mild Hydrotreating
[Yin et al., Fuel Processing Technology, 2021](#)

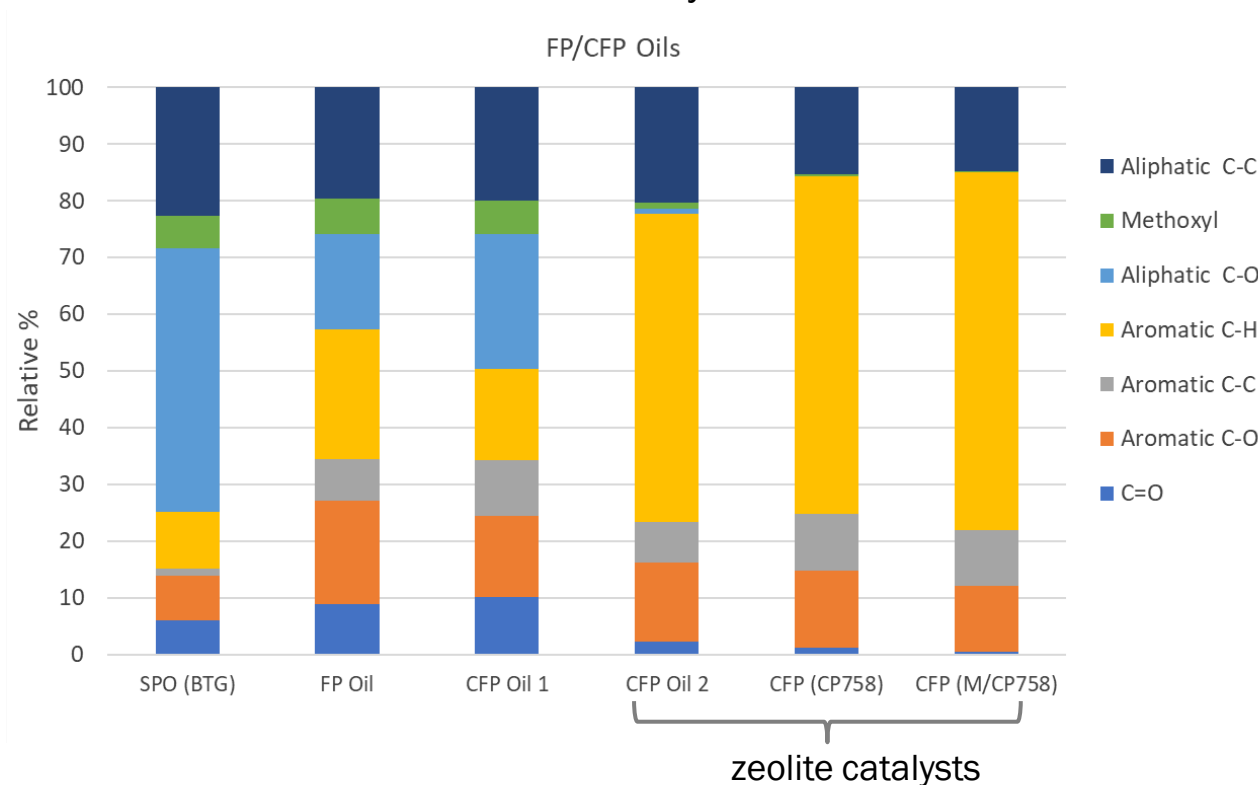
→ High quality oil, low-oxygen, low viscosity.

→ High production yield, more stable than FP oil.

- Bubbling fluidized bed for production of fast pyrolysis oil.
- Vapors can be upgraded in fixed bed, fluidized bed, or circulating fluidized bed to produce catalytic fast pyrolysis oils.
- In a circulating fluidized-bed reactor (below), zeolite-based catalysts are able to produce low-oxygen-containing bio-oils.



Characterization by ¹³C NMR



- Stabilized Pyrolysis Oil (SPO) from BTG shows high oxygenates.
- With stabilization, aromatic content decreases and aliphatic content increases.


- CFP oils from upgrading of fast pyrolysis vapors using zeolite catalysts show lower oxygenates.
- With zeolite catalysts, aromatic increase.

NMR: Nuclear magnetic resonance
 FP Oil: Fast Pyrolysis Oil
 CFP Oil: Catalytic fast pyrolysis oil
 SPO: Stabilized pyrolysis oil (BTG)
 M: Metal-modified

CP758: Johnson Matthey catalyst, containing less than 50% HZSM-5.

The Problem


- Bio-oils polymerize upon condensation of pyrolysis vapors
- Bio-oils polymerize upon re-heating
- Bio-oils can cause physical build up of deposits and plugging of orifices
- Contaminants such as alkali can reach downstream catalysts
→ Particulates in bio-oils amplify this problem



Filtered residue from bio-oil

The Solution: Hot-Gas Filtering

- Improves quality and stability of bio-oil
- Reduces adverse effects in downstream processes



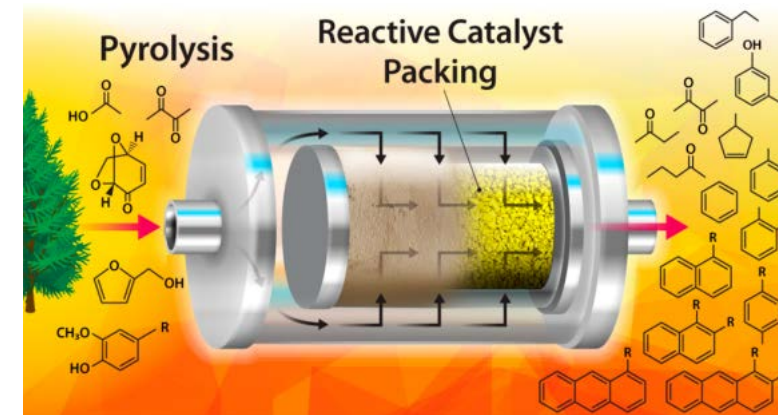
Coarse silicon carbide support

Fine alumina layer

[Baldwin and Feik, Energy Fuels, 2013](#)

Additional Opportunity: Combine Filtration with Catalytic Upgrading

- Mild upgrading of pyrolysis vapors
- Other chemistries

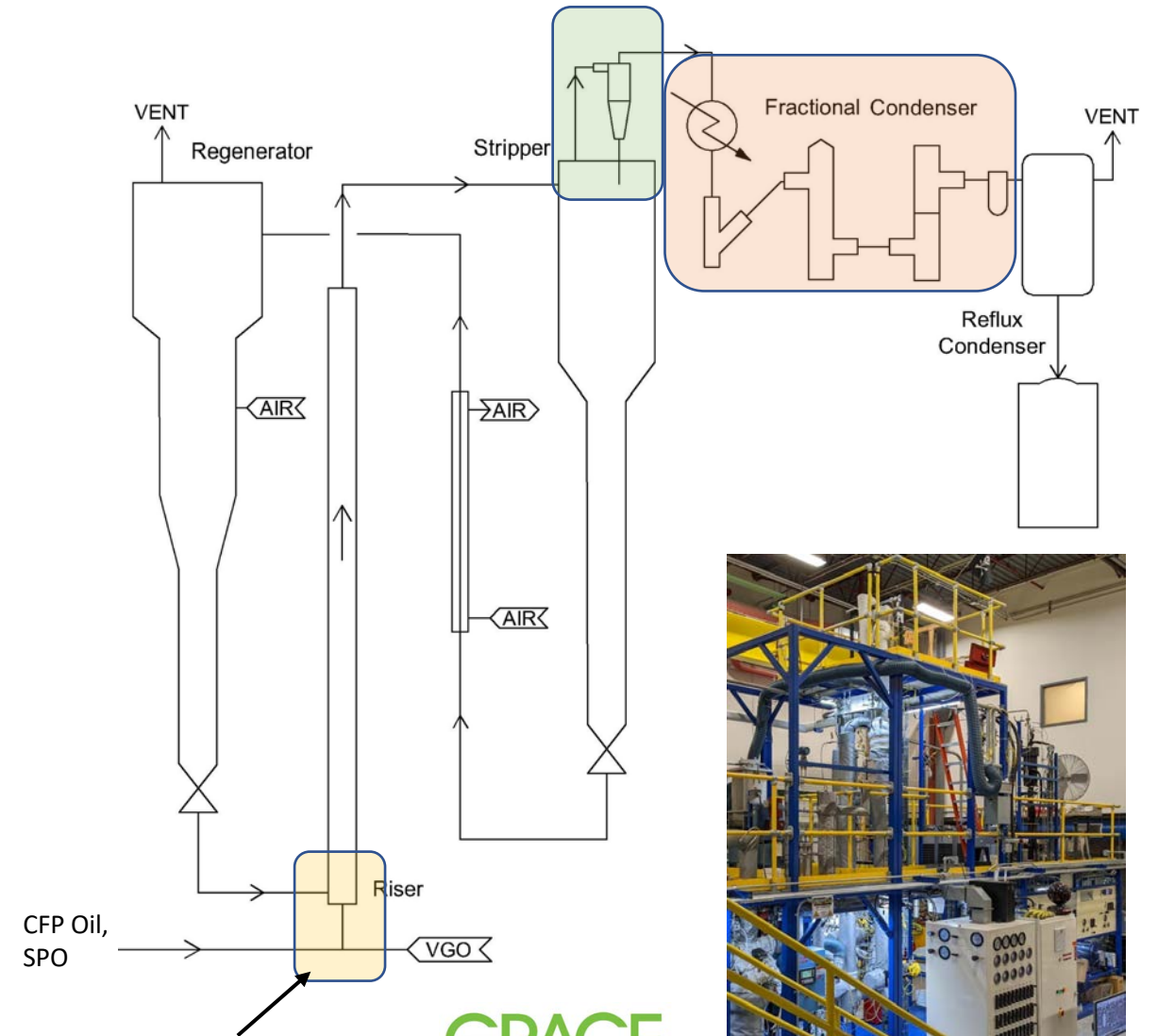


[Peterson et al., ACS Sustainable Chem. Eng., 2019](#)

[Magrini et al., Patent US11459509B2](#)

- NREL's DCR can be configured as a pilot-scale FCC reactor.
- FCC reactors in refineries are used to crack large molecules to smaller fuel-range molecules.
- Catalyst recirculated for stripping (hydrocarbon removal) and regeneration (coke removal).
- Added capabilities:
 - Stripper cyclone
 - Fractional condenser/aerosol filter
 - Modified nozzle (for biogenic feed)

[Magrini et al., Patent US20220355260A1](#)

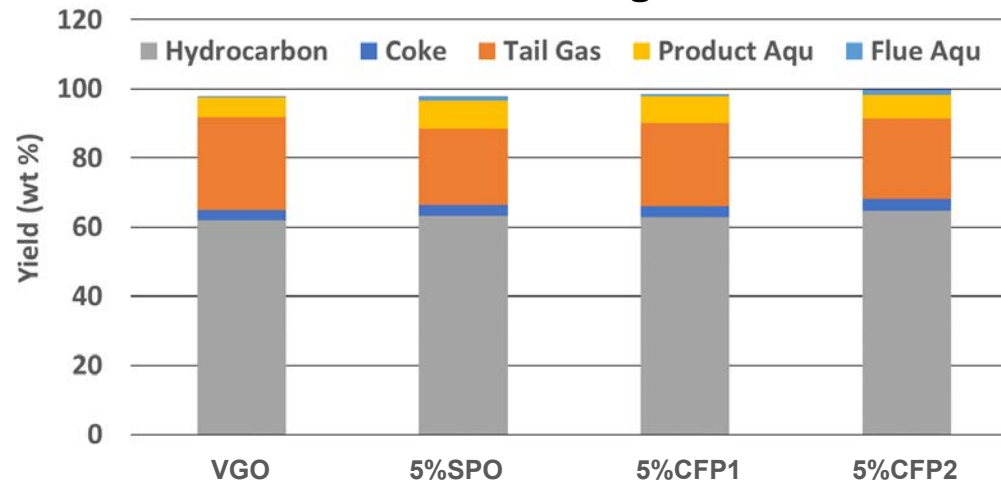


Feeding oxygenated streams into high-temperature reactor can cause operational challenges.

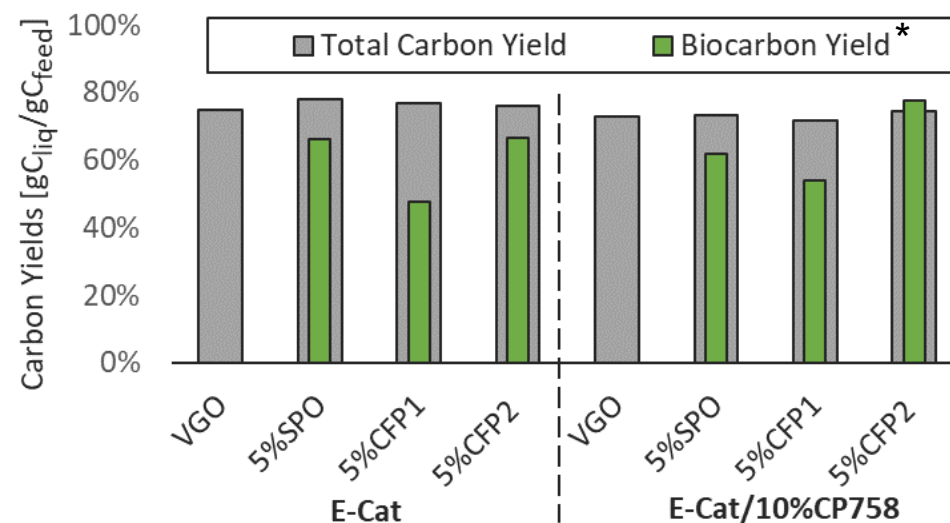
GRACE
Talent | Technology | Trust™

- Three different bio-oils were co-processed at 5 vol% with Vacuum Gas Oil (low-sulfur VGO) in a Davison Circulating Riser.
- Oxygen contents of oils were between 20 and 39%.
- Two different commercially available catalysts were used.
- Yields were comparable with VGO-only.
- Relative biocarbon incorporation was improved by adding JM CP758 catalyst to E-Cat.

Addition of 5% bio-oil to FCC streams does not significantly change the product fraction other than a slight increase in water



Bio-Carbon Yield to Liquid Product



- CFP1: High-oxygen (36%) bio-oil
- CFP2: Low-oxygen (20%) bio-oil

*Biocarbon in product and feed measured by ¹⁴C AMS (ASTM 6866).
 E-Cat: Equilibrium Catalyst (standard for Fluid Catalytic Cracking).
 CP758: Johnson Matthey catalyst, containing less than 50% HZSM-5.

Interaction between VGO and bio-oil creates fuel-type molecules and avoids biocarbon in tail gas and coke.



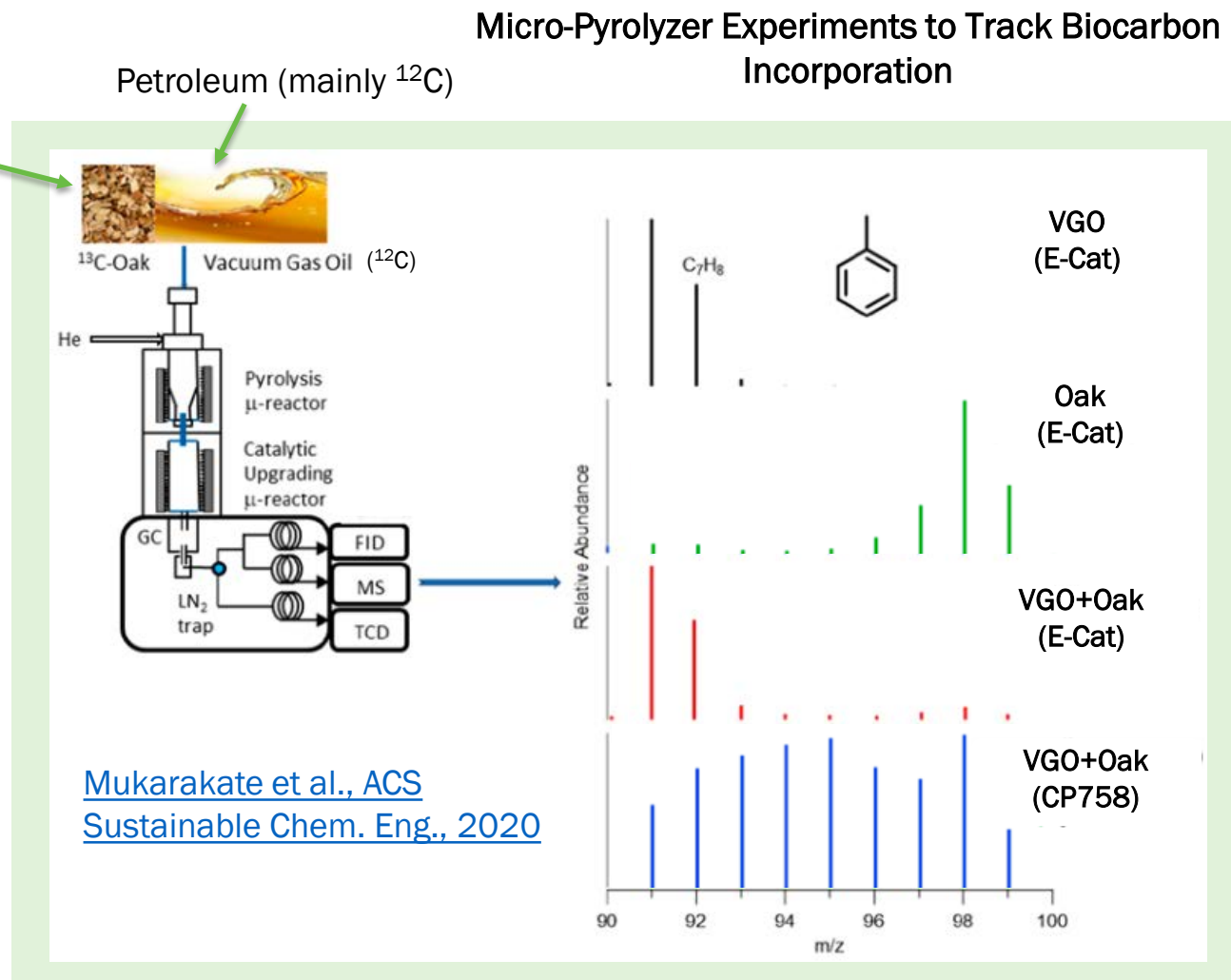
^{13}C -labeled Woody Stem ($^{13}\text{C}>97\%$)

Approach

- Investigate interactions of bio-oil molecules with petroleum molecules during co-processing in micro-pyrolyzer.

Result

- Compared to E-Cat, CP758 shows more interaction between petroleum and biogenic feeds. Molecules included aromatics, light olefins, and phenols.

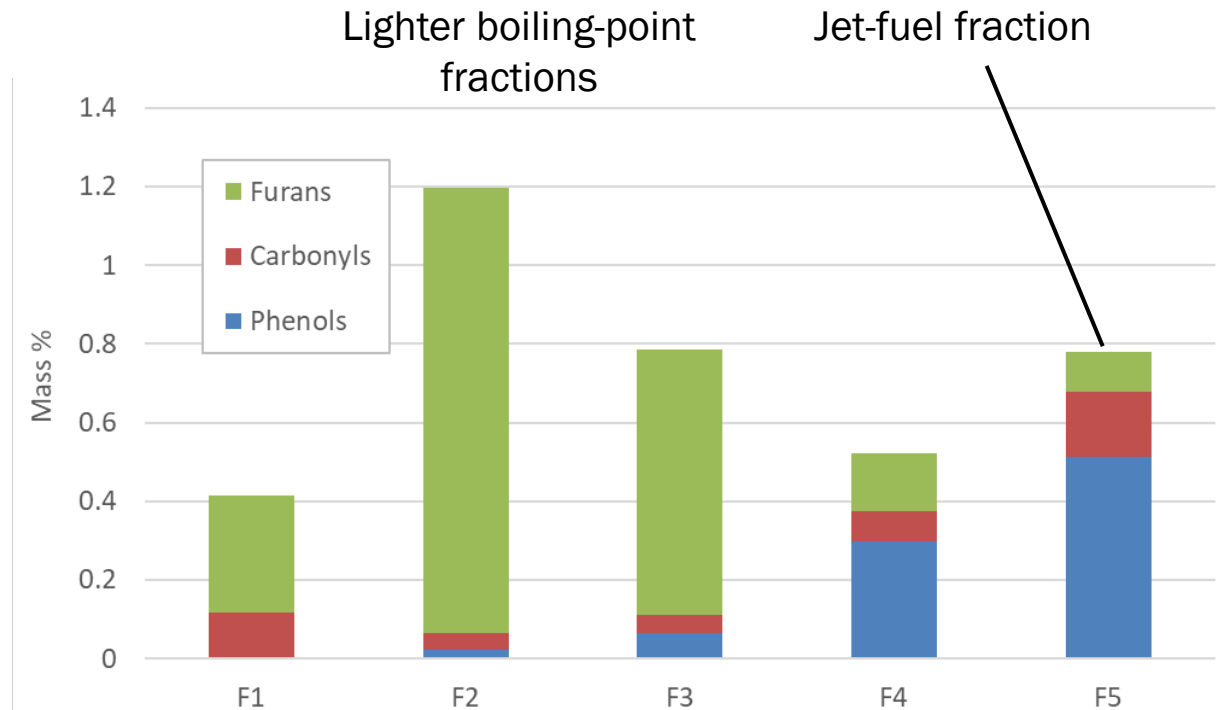


E-Cat: Equilibrium Catalyst (standard for Fluid Catalytic Cracking)
 CP758: Johnson Matthey catalyst, containing less than 50% HZSM-5

In-house Methods

- Direct oxygen analyzer
- ^{13}C nuclear magnetic resonance (NMR)
- Gas-chromatograph with mass spectrometer (GC-MS) and PolyArc/FID for identifying individual compounds
- GCxGC for analyzing polar compounds on second dimension
- Simulated distillation by thermogravimetric analyzer (TGA)
- Fractionation by spinning band distillation

Analysis of Different Boiling-Point Fractions by GC-MS



Oxygenates left over in jet fuel need to be removed in subsequent hydrotreating.

Technical Approach

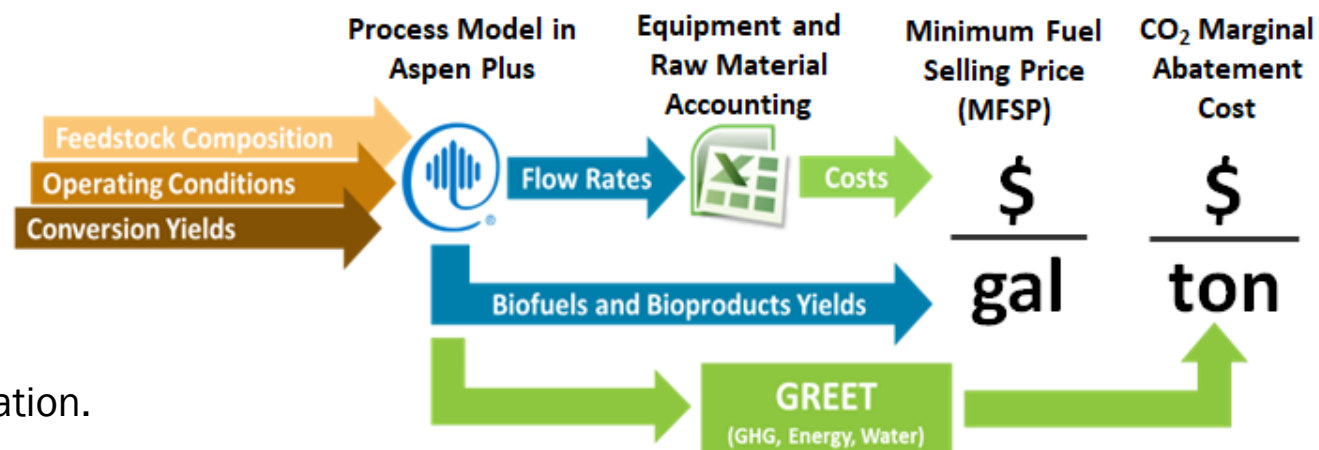
- Aspen Plus modeling for rigorous mass and energy balances.
- Cash flow calcs for Minimum Fuel Selling Price (MFSP).
- Credibility of analysis supported by expert consultants and external stakeholders vetting.
- TEA and sensitivity analysis guides R&D focus.

Analysis Focus Areas

- Integrating economic and sustainability analyses.
- Evaluating opportunities for refinery and infrastructure integration.
- Identifying refinery bottlenecks with bio-oil co-processing and unit repurposing.

Project Results

- TEA results show promising improvement by increasing bio-carbon incorporation. [Seiser et al., Biomass and Bioenergy, 2021](#)
- Opportunities for SAF production.



Summary – Co-Processing in Fluid Catalytic Cracking

Progress and Outcomes

- Different bio-oils produced in ex-situ CFP with oxygen content ranging from 12-36%.
- Various bio-oils successfully co-processed in FCC (1 to 10%).
- High biogenic C incorporation demonstrated (at 5% co-processing). Mechanism of interaction between biocarbon and fossil carbon identified.
- Implemented tools for hot-gas filtration bio-oil feeding, liquid collection, and analysis.
- Choice between bio-oil quality, oxygen content can be made – depending on other process conditions (i.e., derating of equipment, tail-gas blowers/upgrading, wastewater production)

Future work

- Use FCC to pre-process other biogenic streams
- Increase olefins and jet fuel as major product from FCC
- Increase variety of feeds and investigate synergies
- Increase biogenic feed percentages towards 100%
- Perform detailed analyses of feeds (assays) for refiners
- Continue tracking contaminants in bio-oils/biocrudes

This Webinar (9/20/2023)

- Housekeeping
- Overview of BETO
- Overview of the Co-Processing Project
- Co-Processing of Bio-Oils in Fluid Catalytic Cracking
- • Co-Processing of HTL Biocrudes and Bio-Oils in Hydroprocessing
- Q&A



Next Week's Webinar (9/27/2023)

- Biogenic Carbon Tracking and Measurement





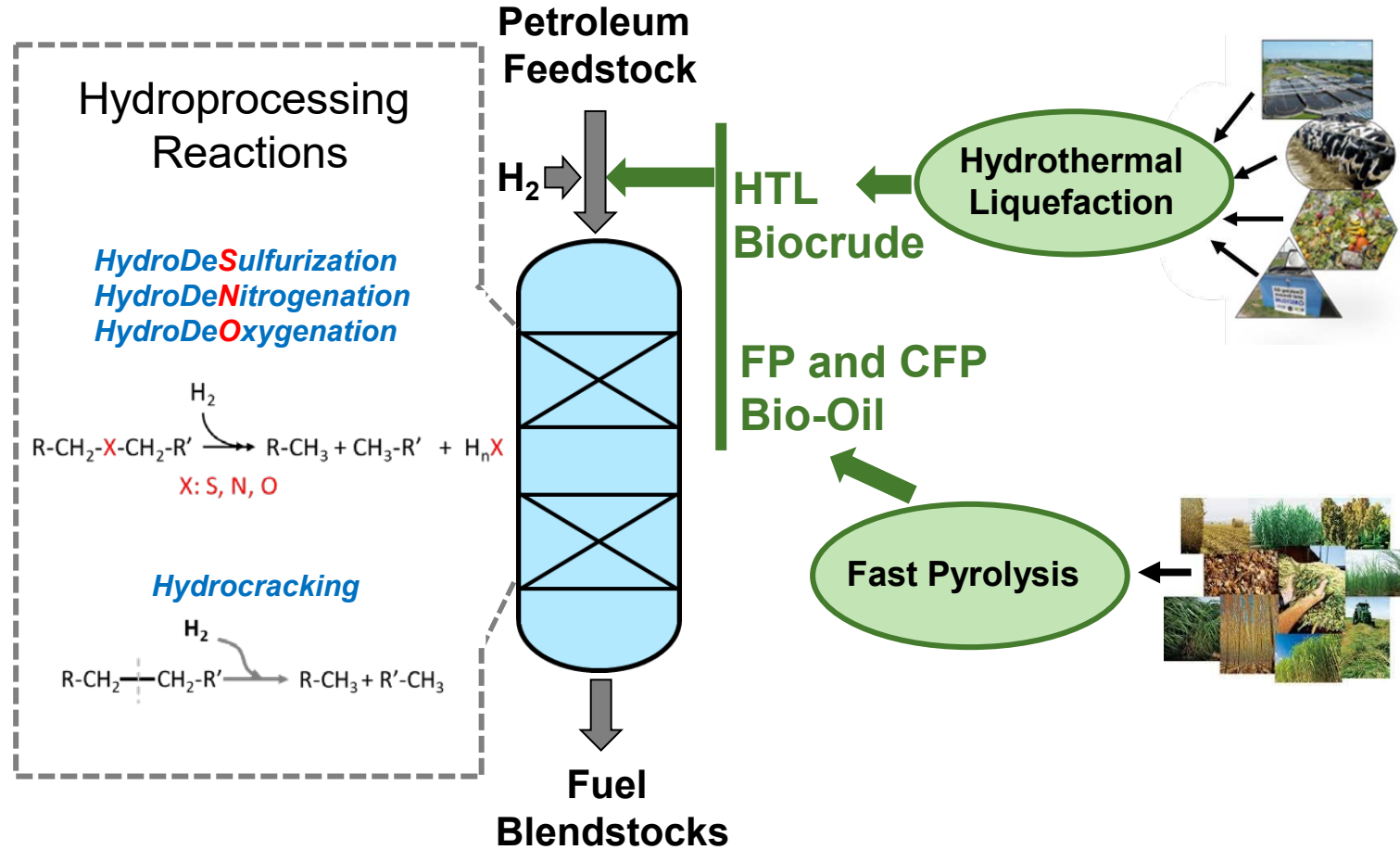
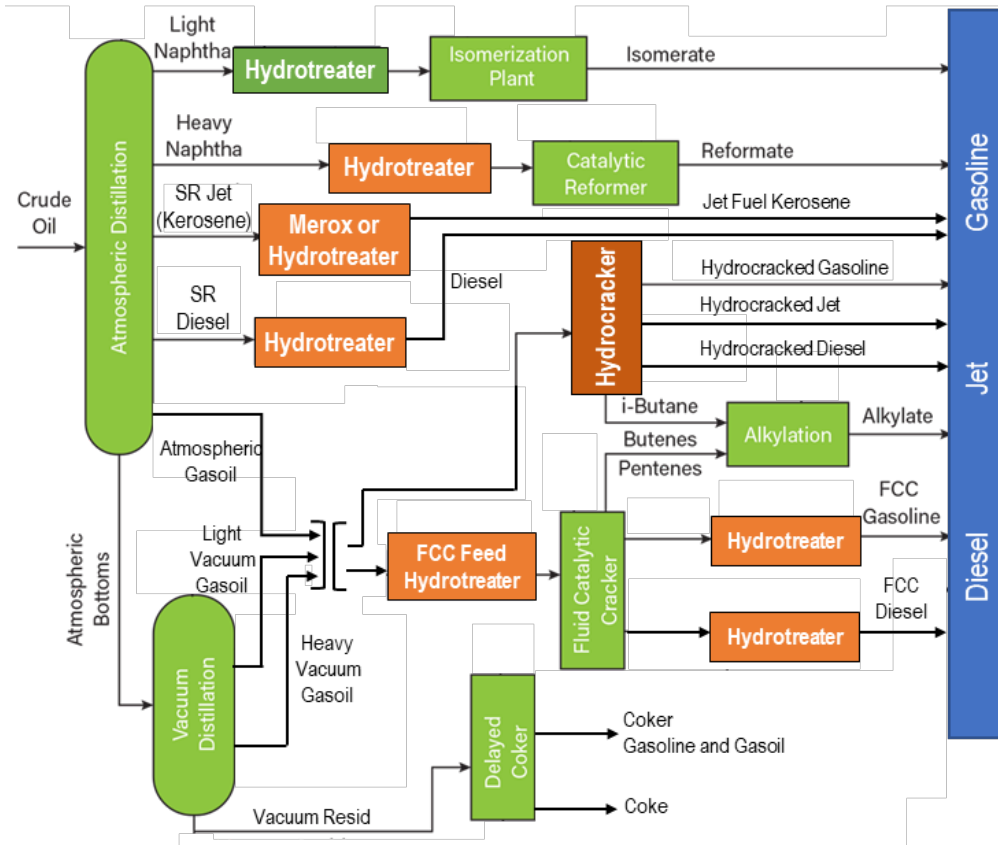
Dr. Reinhard Seiser
Senior Research Engineer
National Renewable Energy Laboratory



Dr. Huamin Wang
Chief Research Engineer
Pacific Northwest National Laboratory

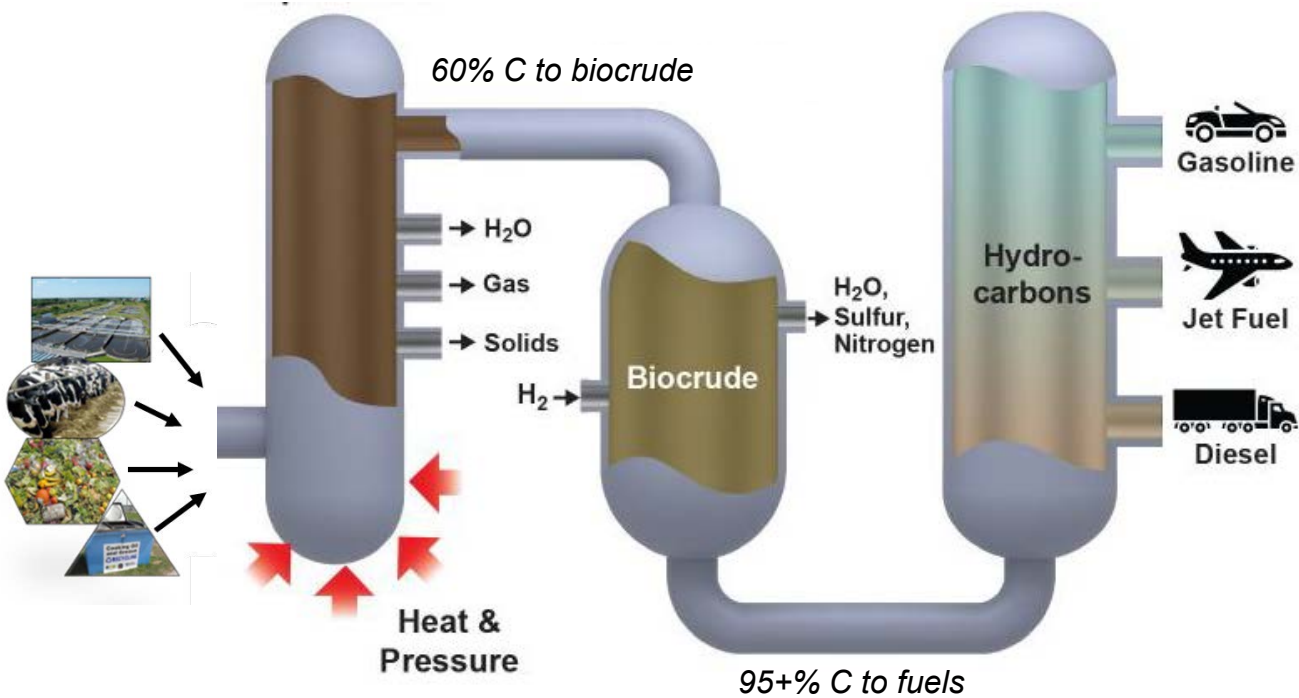
Hydroprocessing in Refinery can Co-Process Bio-oils and Biocrudes

An example of a petroleum refinery



- Hydrotreating removes heteroatoms (S, N, O) and hydrocracking converts heavy gasoils into lighter fuel blends
- Hydrogen addition to prevent carbon rejection
- Fixed-bed operation, long catalyst lifetime, high pressure

Transforming Wet Wastes to Liquid Fuels by Hydrothermal Liquefaction (HTL)



- Conceptually simple (i.e., heated pipe), continuous process
- High carbon yields to liquid hydrocarbons
- Tolerates dirty, wet feedstocks

Benefit #1: Potential for ~6 billion gallon/year of fuel in the U.S.

Benefit #2: Alternative disposal processes

HTL

330-350 °C
20 MPa
10-30 min

Hydrotreating

400 °C
10 MPa



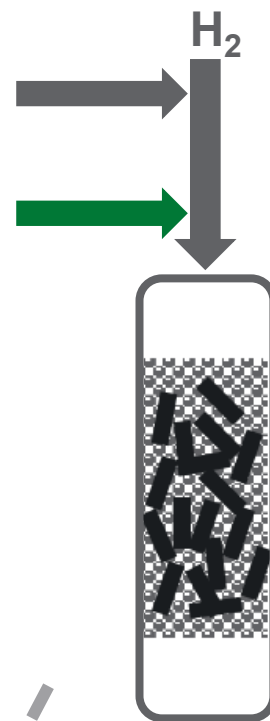
PNNL's HTL Process Development Unit (PDU)

An Extensive Study on the Performance of Co-Processing in Hydroprocessing

Vacuum Gas Oil (VGO)
or Straight Run (SR) Diesel
or Kerosene or Fuel oil

Woody FP/CFP Bio-Oil
or Sewage Sludge HTL Biocrude

2-20 % blending



Feed Analysis

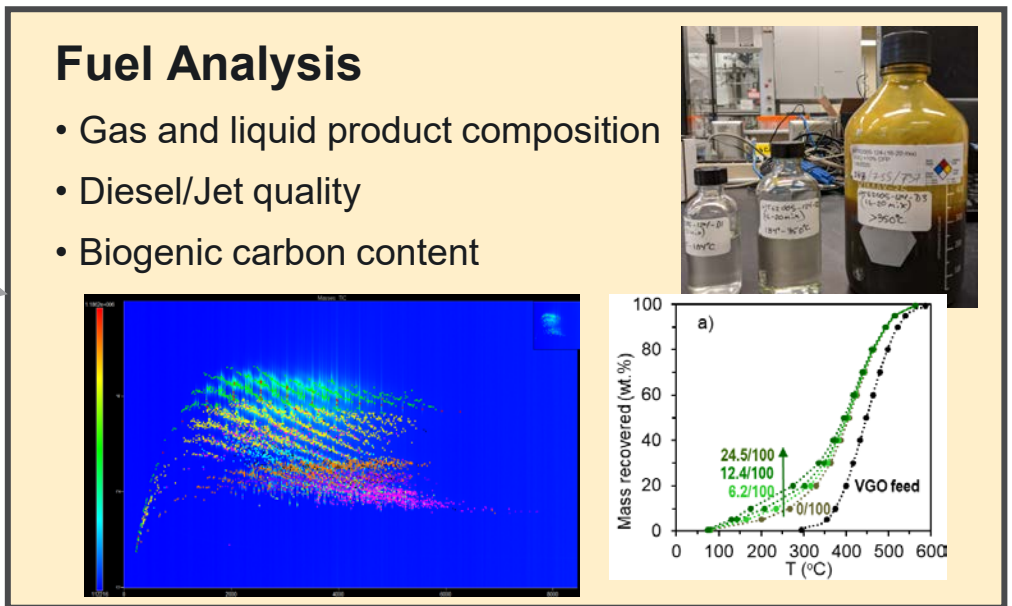
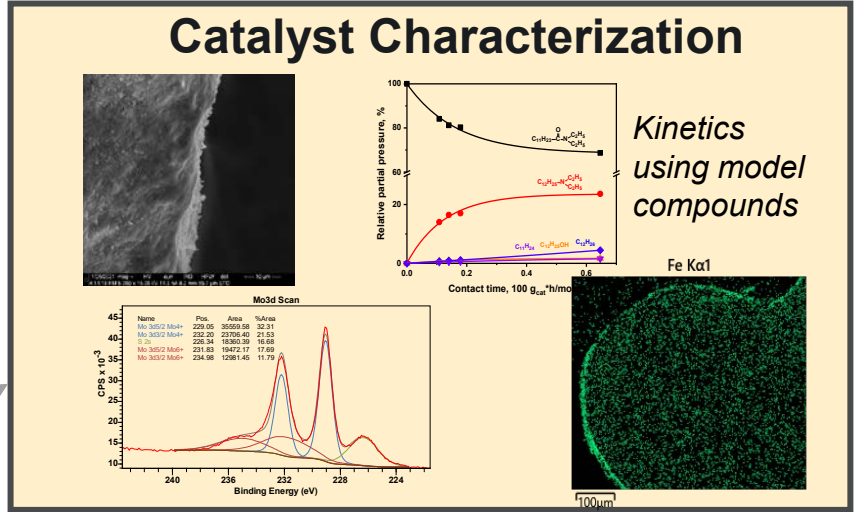
- Chemical composition
- Heteroatoms and contaminants

Hydroprocessing Performance

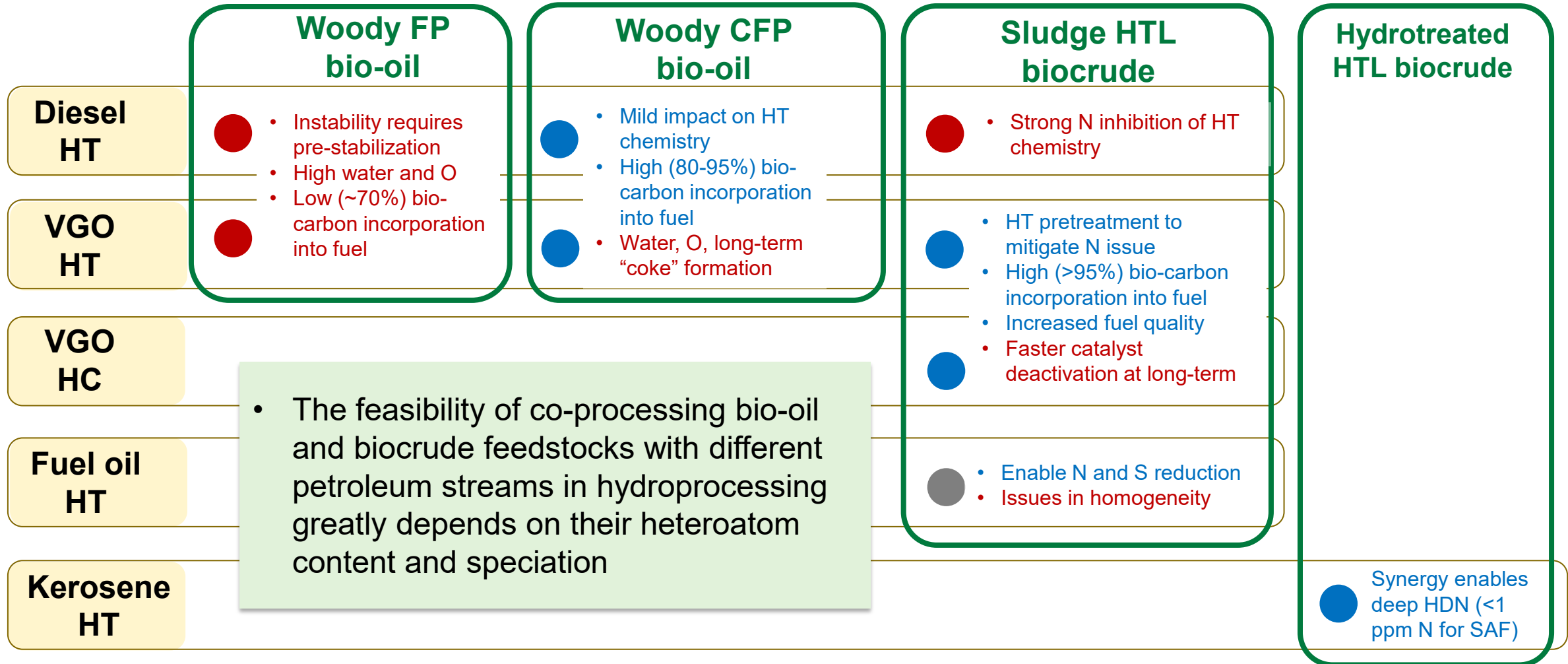
>300 h TOS with steady state operation

- Fuel/gas/water yield
- Heteroatom removal (N, S, O)
- Hydrocracking conversion
- H₂ consumption

Fuel
Gas
Water



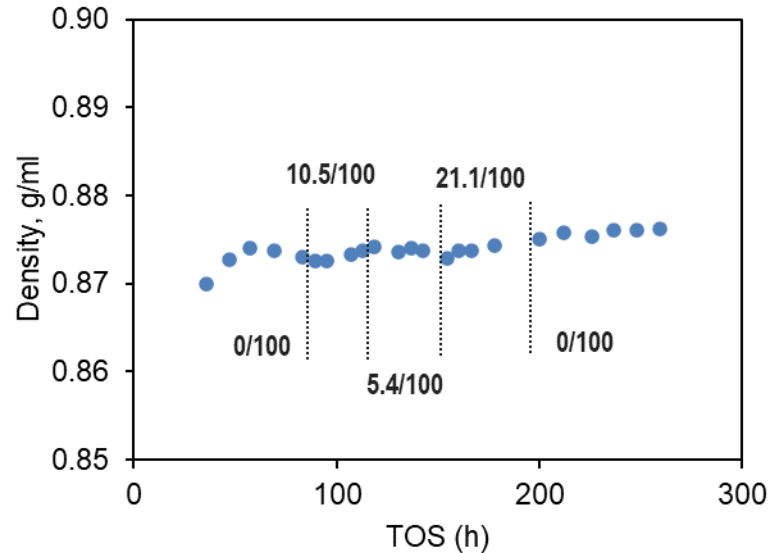
We Evaluate Co-Processing of Bio-Liquids in Various Hydroprocessing Units



● More challenge
 ● Less challenge
 ● More data needed

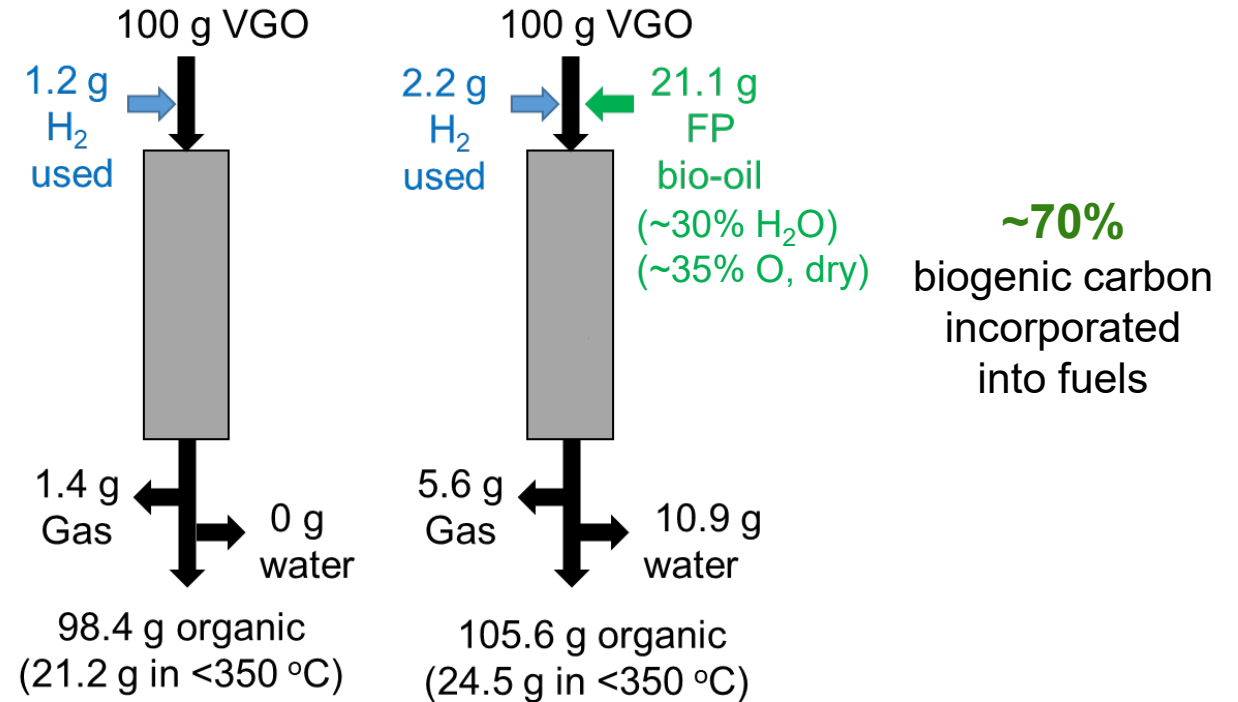
Fast Pyrolysis (FP) Bio-Oil Requires Stabilization for Co-Hydrotreating

Stable co-processing of stabilized FP bio-oil with VGO



- Raw fast pyrolysis bio-oil leads to co-processing reactor plugging because of its instability
- Bio-oil stabilization through hydrogenation enables its stable co-processing
- The minimal impact of bio-oils on the reaction of VGO and the simultaneous conversion of bio-oil and VGO reduce O and S

Bio-oil leads to water and more gas formation



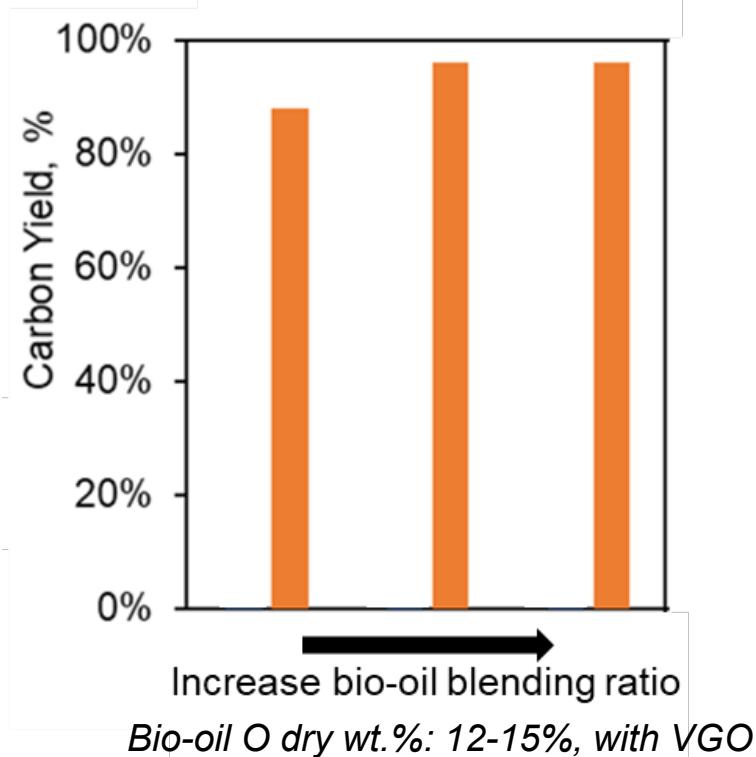
Challenges:

- High water formation
- Low biogenic carbon incorporation in fuel
- Unclear long-term impact on catalyst stability

M. Santosa, ... H. Wang, *Energy & Fuels*, 2022, 36, 12641

Catalytic Fast Pyrolysis (CFP) Enables Higher Biogenic Carbon Incorporation

~90% biogenic carbon incorporated into fuels



More biogenic carbon in diesel range

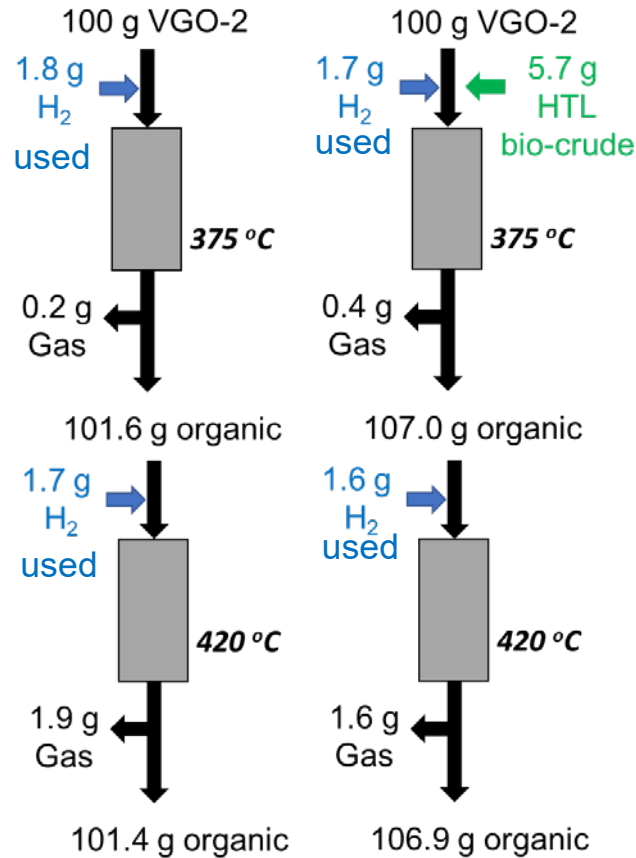
	VGO-Only	12/100 CFP/VGO
Diesel fraction (184-350 °C)		
Cetane number	45	39
Biogenic C, % (AMS)		11.4 (~54% of total bio-C)
Gasoil fraction (>350 °C)		
N, ppm	80	100
Aromatic, wt. %	32	38
Biogenic C, % (AMS)		1.7 (~13% of total bio-C)

M. Santosa, ... H. Wang, *Energy & Fuels*, 2022, 36, 12641

- Stable co-processing of CFP bio-oil with high biogenic carbon incorporation into fuels
- Minimal impact of bio-oils on the reaction of VGO/straight-run diesel at deep HDS conditions
- **Challenges:** Water formation, reduced diesel fuel qualities, unclear long-term impact on catalyst stability

95+% Biogenic Carbon Incorporation Demonstrated for the HTL Biocrude

	Bio-crude	VGO
H/C	~1.5	1.6-1.7
O	~2-8	0.1-1.0
S	~0.5	0.1-2.5
N	~5	0.1-2
H ₂ O	~1-5	<0.05



95+% biogenic carbon incorporated into fuels

Improved diesel (184-350 °C) quality

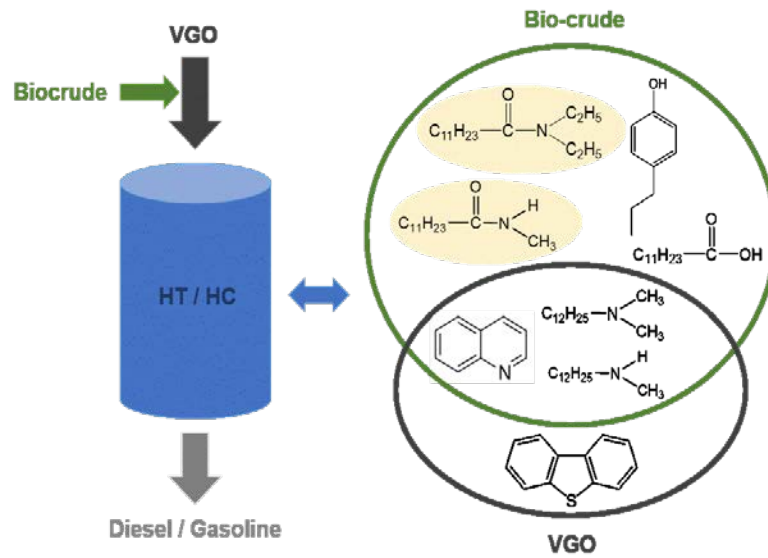
	VGO only	5.7/100 HTL/VGO
Cetane Number	42	47
S, ppm	<15	<15
N, ppm	30	93
Biogenic C, % (AMS)		7.3 (~60% of total bio-C)

M. Santosa, ... H. Wang, Manuscript in preparation

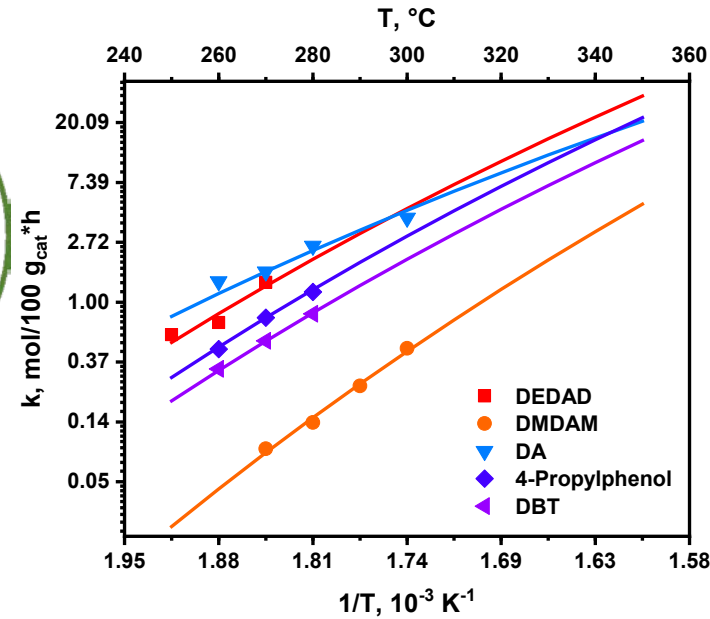
- High N in biocrude leads to competition among heteroatom (S, N, O) removal when co-processing
- A hydrotreating step is required to mitigate N issues of biocrude and enable co-processing in hydrocracking
- High biogenic carbon incorporation and improved diesel fuel quality through co-processing biocrude
- **Challenges:** N-containing species removal and maintaining catalyst stability

Hydrodenitrogenation (HDN) is Critical for Biocrude Co-Processing

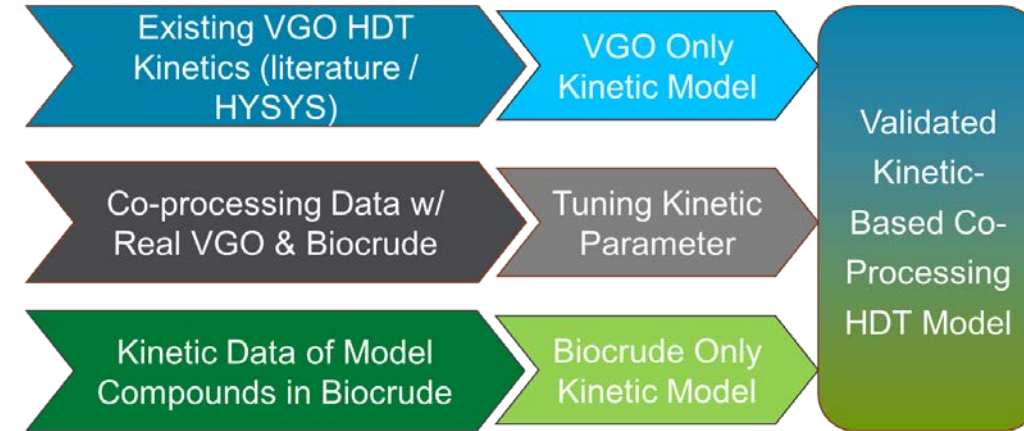
Biocrude introduce new N containing species



Hydrodenitrogenation is slow



Kinetic-based reactor model for co-processing




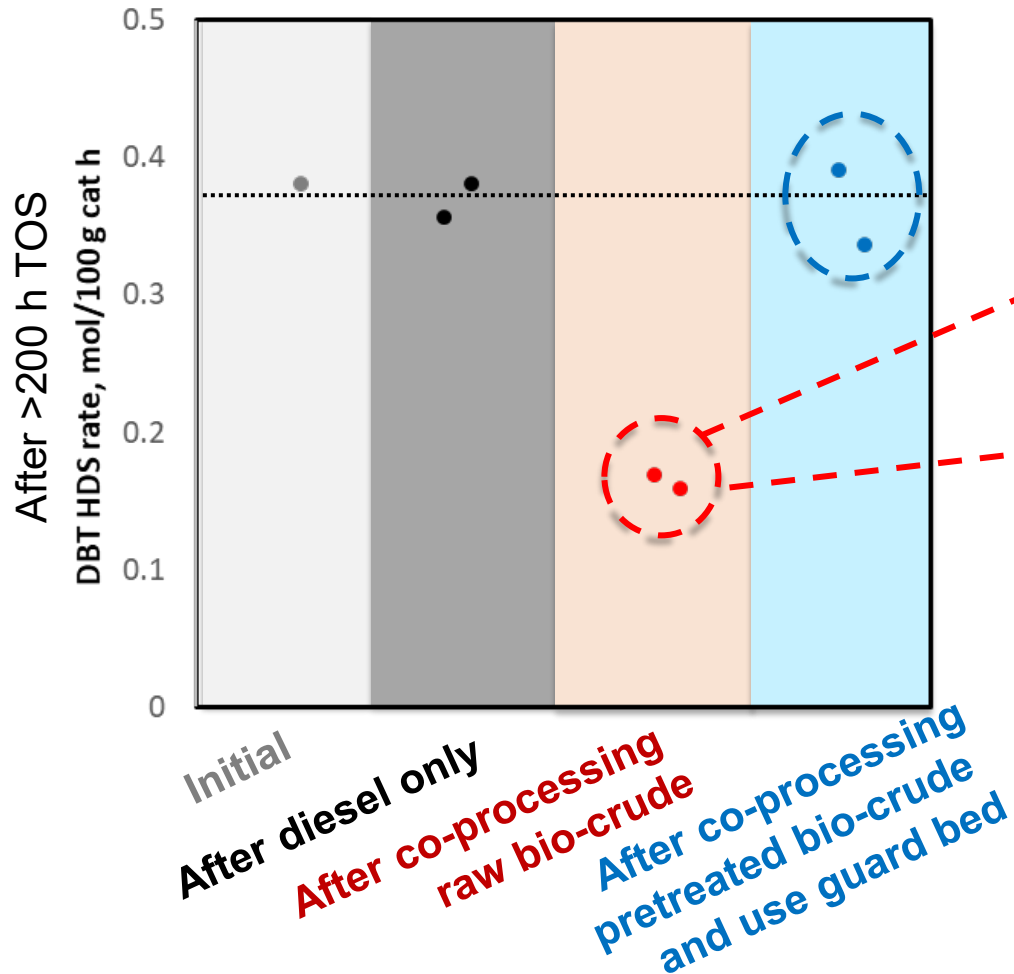
- Kinetic studies investigate the hydrotreating chemistry of unique heteroatom-containing species from biocrude
- HDN is critical for biocrude co-processing, especially concerning the aromatic heterocycles that inhibit HDS and hydrocracking reactions
- A kinetic-based reactor model for co-processing enables predictive capabilities and optimization for reactor configuration and operation conditions

C. Zhu, ... H. Wang, *Applied Catalysis B: Environmental*, 2022, 307, 121197

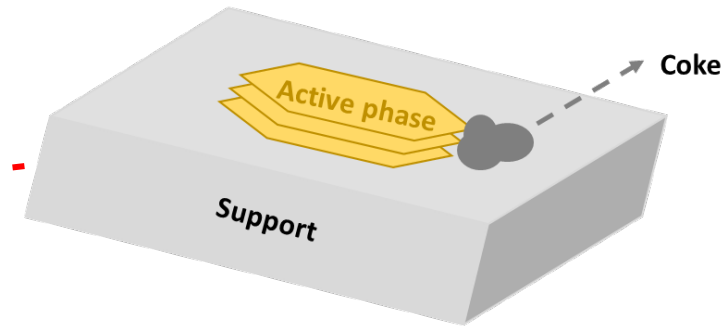
Y. Jiang, ... H. Wang, *Manuscript in preparation*

Mitigating Irreversible Catalyst Deactivation Induced by Co-Processing Biocrude

Irreversible catalyst deactivation and its mitigation



Inorganic contaminant deposition

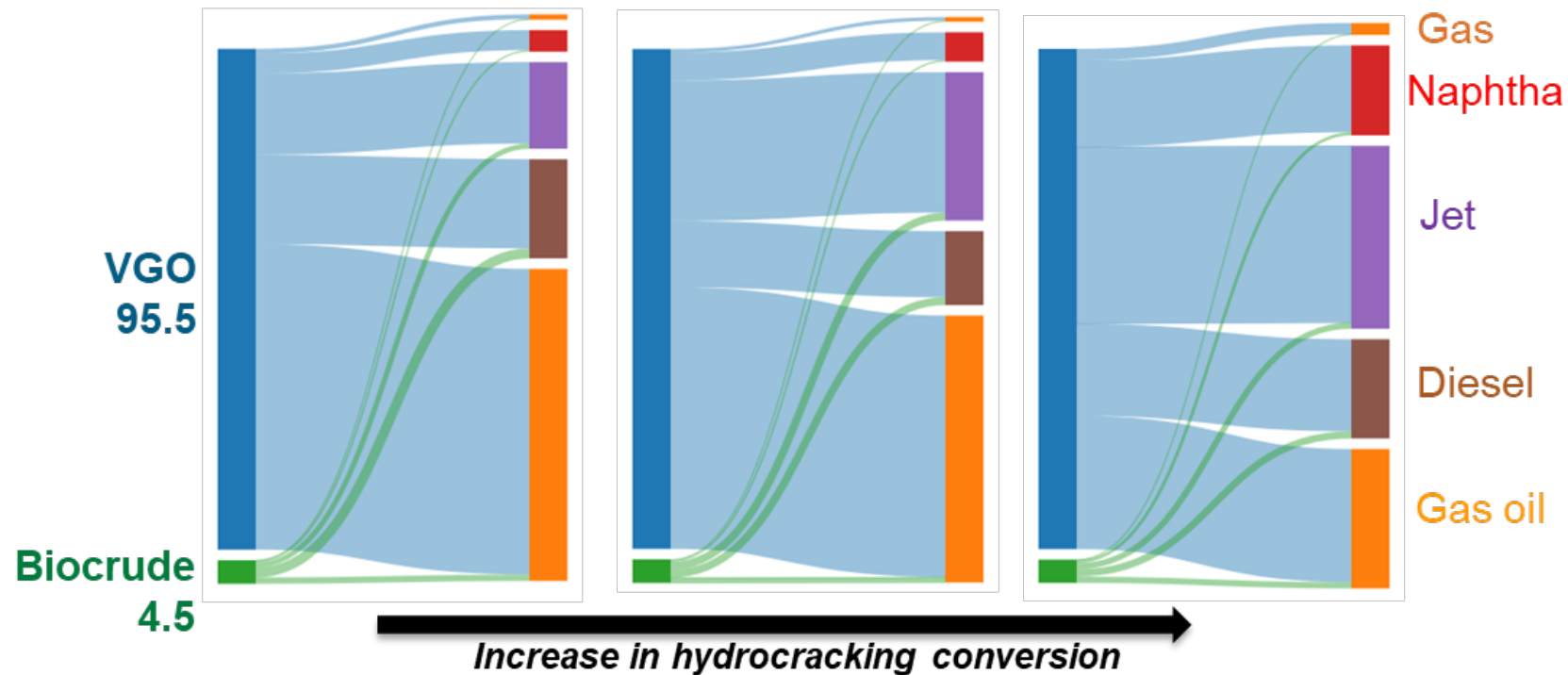


Pore blocking and selective active sites fouling by coke

- Catalyst deactivation due to inorganic deposition and accelerated “coke” formation
- Deactivation mitigation through feedstock pretreatment and the use of a guard bed
- *Challenges:* Long-term impact on catalyst stability requires further investigation

C. Zhu, ... H. Wang, *Energy & Fuels*, 2022, 36, 9133

Tuning Biogenic Carbon Distribution in Co-Hydrocracking

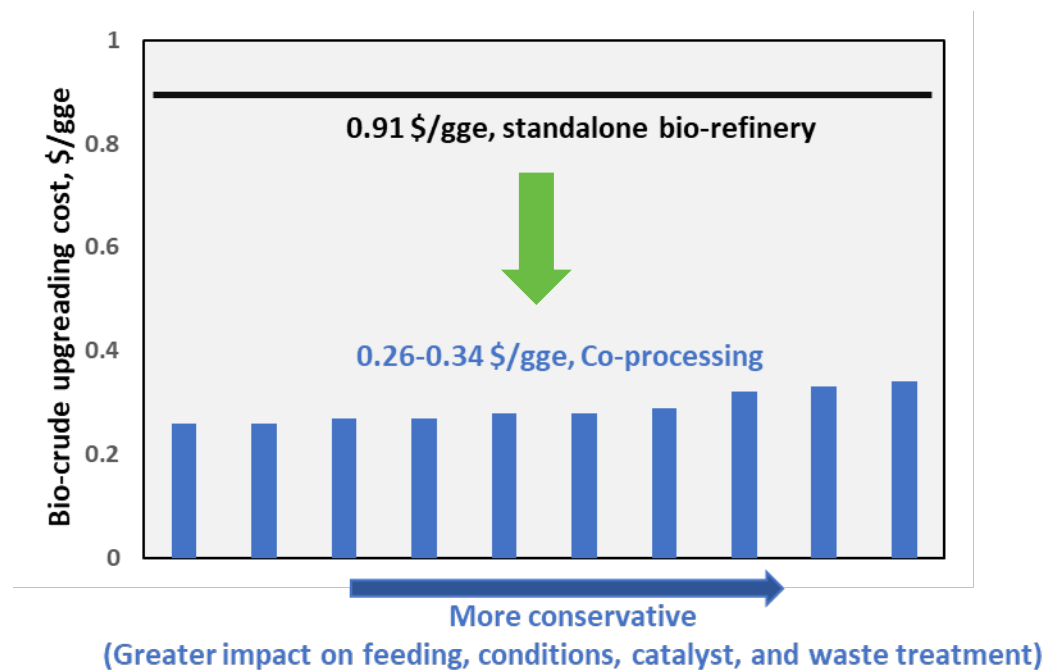


- Deep HDN in VGO + biocrude hydrotreating enables hydrocracking using the conventional zeolite-containing catalyst for a greater yield of jet and diesel range fuels
- Biogenic carbon is largely incorporated into the mid-distillate range fuel (jet and diesel)
- Biocrude is less sensitive than VGO on the hydrocracking severity

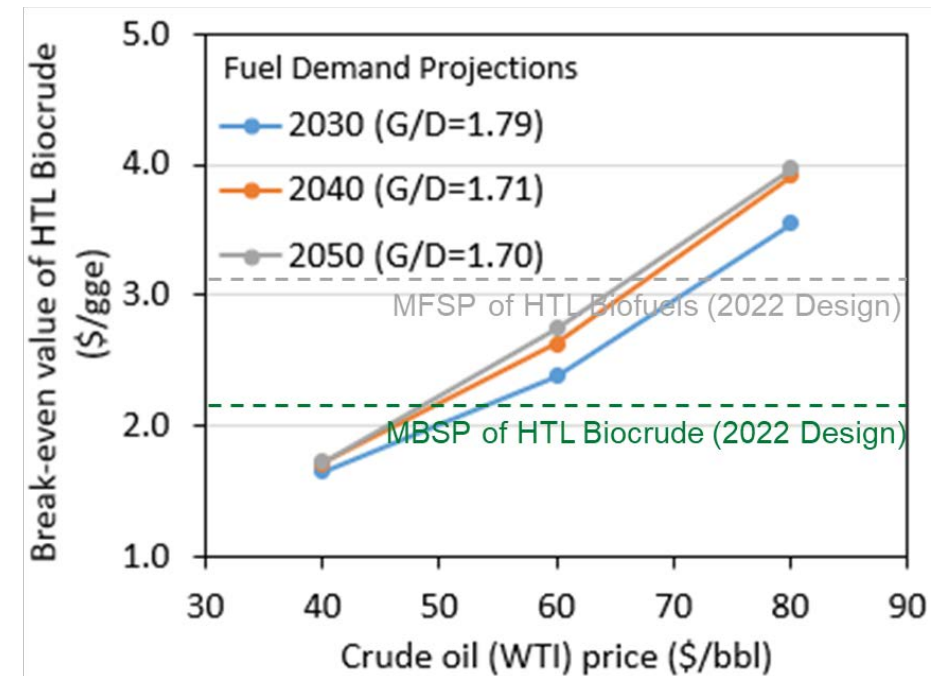
H. Wang, Manuscript in preparation

Co-Processing can be Beneficial to Both Biorefinery and Refinery

TEA for biocrude to diesel conversion cost for co-processing with VGO at hydrotreating



Refinery Impact Analysis of co-processing biocrude and VGO at hydrotreating



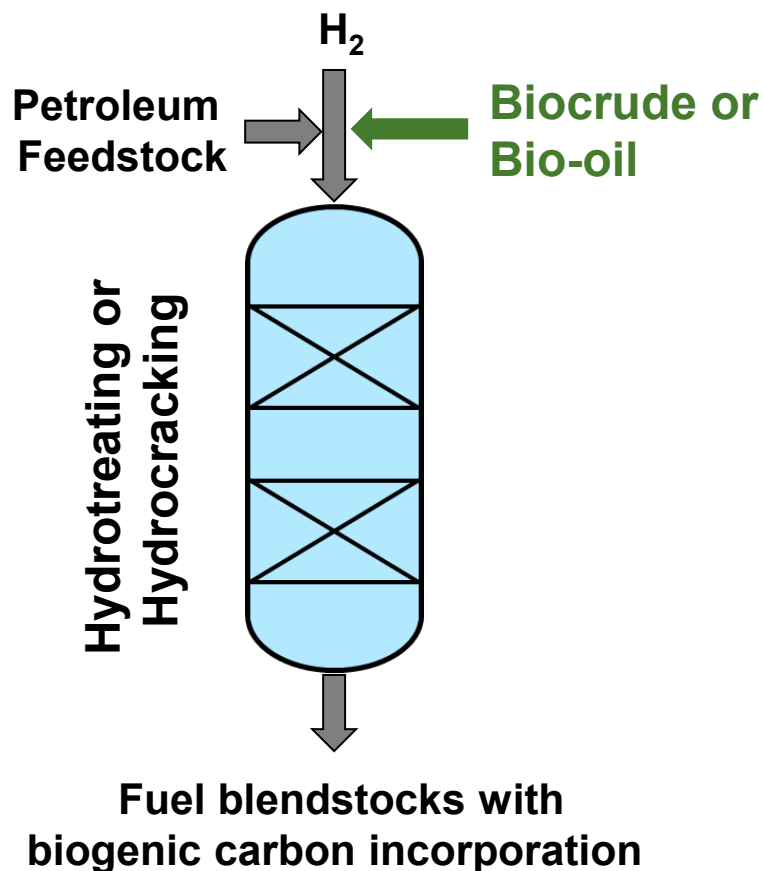
- Co-processing enables biocrude conversion cost reduction by reducing capital cost

- With ongoing R&Ds, the modeled break-even values of HTL biocrude will be greater than their modeled MBSPs at 2022 design cases

* Analysis was based on 2022 Wet Waste HTL Design Case study. All results are in 2016 pricing basis.

Y. Jiang, ... H. Wang, Manuscript in preparation

Co-Processing Bio-oils and Biocrudes in Hydroprocessing Have Great Potential



- High biogenic carbon incorporation through co-processing CFP bio-oils or HTL biocrudes in hydroprocessing
- In co-hydrotreating, the competition for heteroatom removal is critical. Specifically, for HTL biocrude with high N content, HDN is the key to enable co-processing in hydrocracking
- Kinetics of hydrotreating biocrude-related components and co-processing reactor model enables predictive capabilities
- Co-processing biocrude could result in faster hydrotreating catalyst deactivation, which can be mitigated by feed pre-treatment and/or optimizing catalyst guard bed
- Co-processing can offer benefits to both the biorefinery and the refinery

Continuing efforts could focus on:

- Catalyst stability over longer durations and at larger scales
- Establishing feedstock specification, including contaminants and other factors
- Studying the impact of co-processing beyond catalytic reactor
- Increasing the blending level

Acknowledgements

BETO SDI Program: Robert Natelson, Josh Messner, Liz Moore, Jim Spaeth



Reinhard Seiser
Kim Magrini
Jessica Olstad
Rebecca Jackson
Guy Winters
Anne Starace
Earl Christensen
Mike Griffin
Matt Yung

Abhijit Dutta
Mike Talmadge
Nick Carlson
Robert Baldwin
Calvin Mukarakate
Fred Baddour
Zia Abdullah

Huamin Wang
Miki Santosa
Igor Kutnyakov
Cheng Zhu
Oliver Gutierrez
Matt Flake
Charlie Doll
Andrew Plymale
Mariefel Olarte

Yuan Jiang
Sue Jones
Tim Bays
Sophie Lehmann
Mike Thorson
Karthi Ramasamy
Corinne Drennan

Zhenghua Li
James Lee
Douglas Ware
Thomas Geeza
Oleg Maltseve
Jacob Helper

Collaborators



BIOENERGY TECHNOLOGIES OFFICE

This Webinar (9/20/2023)

- Housekeeping
- Overview of BETO
- Overview of the Co-Processing Project
- Co-Processing of Bio-Oils in Fluid Catalytic Cracking
Reinhard Seiser (reinhard.seiser@nrel.gov)
- Co-Processing of HTL Biocrudes and Bio-Oils in Hydroprocessing
Huamin Wang (huamin.wang@pnnl.gov)
- • Q&A



Next Week's Webinar (9/27/2023)

- Biogenic Carbon Tracking and Measurement

